


Hand Trucks



The
Caster Guy

A Division of Garland's Inc.

The Caster Guy
1450 Radisson St | Green Bay, WI 54302
Toll free: 800.472.2118 | Phone: 920.432.2928
Fax: 920.432.8065
www.thecasterguy.com

About Us

The Caster Guy is located in beautiful Green Bay Wisconsin. Our company has been in business since 1984 and The Caster Guy website began in 2009. We distribute casters, wheels, and related accessories all over the United States to homeowners as well as all business types. We sell via the web, phone, and to walk in customers.

The Caster Guy was created to ensure that potential customers from coast to coast are able to reap the same benefits that our local customers have enjoyed for years.

Our mission is to provide you with the best possible experience for your caster, wheel, or related accessory needs. This includes fast friendly service and competitive pricing.

As of July 1st, 2013 The Caster Guy became a division of Garland's Inc., and thus now has access to a full line of material handling products.


Established in Minneapolis, MN, 1944, Garland's has been distributing casters, wheels, shelving, and a wide variety of other material handling products for seventy years. Our strength of service and dedication has allowed our continued growth through the economic hardships of the eighties, and the more recent recession of the 2000's. Our stability has allowed us to expand into markets in Iowa, Colorado, and Wisconsin; giving us the ability to provide greater service to the Midwest.

As one of the top caster distributors in the nation, Garland's Inc. brings the needs of our customers directly to the caster industry's forefront. Being a long standing member of the National Caster Alliance, Garland's Inc. has cultivated close relationships with some of the most prestigious manufacturers in the caster industry. In addition to the thousands of other manufacturers we offer, we proudly represent the entire line of Colson products: Colson, Albion, Shepherd, MedCaster, Jarvis, Faultless, and Pemco.

Our commitment to customer service ensures Garland's is the team member for your business, and its fast paced changing landscape. All our locations have state of the art shipping and receiving departments offering same day shipping, and blind shipments; guaranteeing your customers will always be your customers. Providing high quality products gives you the dependability and durable performance that you require, and deserve.

Garland's outside sales force provides efficient, concise, professional on-site assistance to meet your needs. Our sales representatives have years of hands-on experience turning unique issues into practical solutions. Your Garland's inside coordinator is just a call away. Each inside salesperson is prepared to help you with specifications, pricing and delivery information.

We are committed to providing the highest caliber of service and quality products in our industry for our customers who rely on us for their material handling needs year after year.





Casters & Wheels

Albion	Hamilton
Colson	Jarvis
Darcor	Medcaster
Darnell-Rose	R&K Wheels
Faultless	Shepherd



Hand & Pallet Trucks

B&P Mfg	Magline
BT Pallet Truck	Mobile
Gillis	Raymond Products
Honeyman	Valleycraft
Lakeside	



Dock Equipment

B&P Mfg	Valleycraft
Campus Crafts	Vestil
Mars Air Doors	Wesco
Save-Ty Yellow	



Shelving

Intermetro	Rivetier
Edsal	Lyon
Equipto	Pucel
Scotland Rack	Tri-Boro



Storage Racks

Steel King	Meco
Cardinal	Lyon
Edsal	Scotland Rack
Equipto	Mecalux
Jarke	



Lockers & Storage

Tennsco	Penco
Lyon	Pinnacle
ASI	Republic
Bradley	Edsal
Hallowell	



Shop Equipment

Rousseau	Lyon
Cotterman	Just Rite
Durham	Rubbermaid
EGA	Vestil
Gillis	



Bins & Totes

Akro-Mils	Orbis
Buckhorn	Quantum
Durham	Schaefer
Lewis	



Platform Trucks

Nutting
B&P Mfg
Magline
Rubbermaid



Ergonomic & Lifting

Presto	Bishamon
Advance Lift	Jesco
Atlas Lifts	Liftex, Inc.
Autoquip	Morse Mfg
Ecoa	Roll-A-Way

The above list is only a sample of all the available options and manufacturers. For more please contact The Caster Guy Customer Service.



A1-B1-C6-D5-E1L-E60



A11-B1-C6-D15-E1L-E52

Wheels - Highest quality with up to a 3 year warranty

Extruded Axle Brackets - Lifetime warranty

Nose Plate - Extruded aluminum for longer life

Frame - 600 lbs capacity available with industry exclusive powder coat option

Cross Members - Four sided ribbed construction

Rivets - 700 lbs aircraft grade

Handles - Ergonomically designed in several styles, some of which are welded and heat treated for extra strength

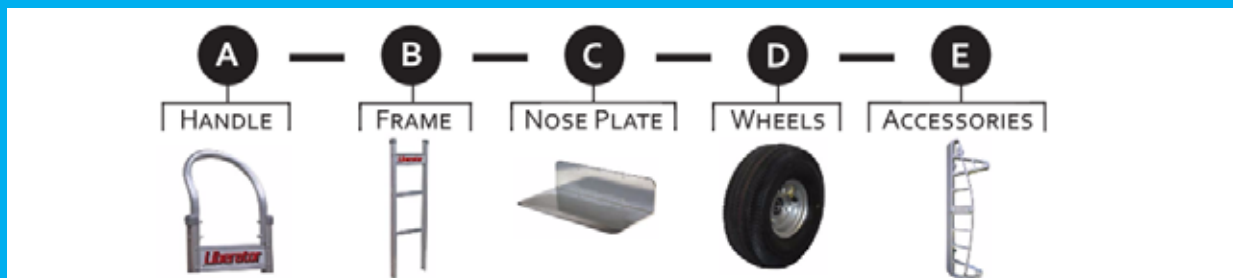
Logo Channel - For company personalization

Parts are interchangeable with most competitors' models

Build a Custom Liberator Hand Truck

Designing your custom Liberator hand truck is easy. Select one component from each section to create a hand truck specific for your needs. Build your custom part number as shown below.

Example: A1-B1-C6-D5-E1L



Handle

A



Flared Double Pin Grip Handles

P/N	Description	Overall Height
A11	Standard Double Grip with U-Brace	48"
A40	Sq. Loop w/ Flared Double Grips & Cross Member -HT	52"
A41	Sq. Loop w/ Flared Double Grips & Cross Member -HT	55"
A19	Sq. Loop w/ Flared Double Grips -HT	62"
A42	Sq. Loop w/ Flared Double Grips & 2 Cross Members	62"

HT = Heat Treated for Superior Strength



Vertical Grip Handles

P/N	Description	Overall Height
A7	Straight Loop, Vertical Grip	52"
A10	Straight Loop, Vertical Grip for Curved Frame	52"
A8	Straight Loop, Vertical Grip at 52"	60"
A25	Straight Loop, Vertical Grip at 52", Curved Frame	60"
A51	Straight Loop, Vertical Grip & 2 Curved Cross Members*	60"
A9	Straight Loop, Vertical Grip at 52"	68"

* = Not available with brakes

Add "S" to the end of the P/N to add the Comfort Sleeve to Vertical Grip Handles

Loop Handles



P/N	Description	Overall Height
A1	Standard Loop	50"
A13	Standard Loop with Comfort Sleeve	50"
A2	Standard Loop with U-Brace	50"
A14	Standard Loop w/ U-Brace and Comfort Sleeve	50"
A37	Standard Loop, Square Top w/ Comfort Sleeve	50"

Handle

A



A12



A3



A4



A5



A6

Single Pin Grip Handles

P/N	Description	Overall Height
A12	Square Loop, Single Pin Grip -HT	55"
A3	Square Loop, Single Pin Grip at 46° -HT	52"
A4	Square Loop, Single Pin Grip at 46° -HT	55"
A49	Sq. Loop, w/ Curved Cross Member, Single Pin Grip at 46° -HT*	55"
A5	Square Loop, Single Pin Grip at 46°	62"
A65	Sq. Loop w/ Loop Cross Member, Single Pin Grip at 46° -HT*	62"
A64	Sq. Loop w/ Straight & Loop Cross Member, Single Pin Grip at 46° -HT*	62"
A6	Square Loop, Single Pin Grip at 46° -HT*	68"



A49



A65
A64

HT = Heat Treated for Superior Strength
* = Not available with brakes



A52



A67



A67M

Horizontal Grip Handles

P/N	Description	Overall Height
A52	Sq. Loop w/ Horizontal Grip, Brace & 2 Cross Members -HT	62"
A67	Sq. Loop w/ Horizontal Grip, Brace, 2 Cross Members & Pull Back Loop -HT	62"
A67M	Sq. Loop w/ Horizontal Grip, Brace, 2 Cross Members and 2 Pull Back Loops -HT	62"

Double Vertical Grip Handles



P/N	Description	Overall Height
A47	Square Loop w/ Double Vertical Grips & Cross Member -HT	55"
A31S	Square Loop, w/ Double Vertical Grips -HT	55"
A56S	Square Loop, w/ Double Vertical Grips -HT	62"
A57S	Sq. Loop, w/ Double Vertical Grips & 2 Cross Members -HT	62"
A57SM	Square Loop, w/ Double Vertical Grips, 2 Cross Members & Top Pin -HT (Height is without pin)	62"
A69S	Sq. Loop w/ Double Vertical Grips, 2 Cross Members & Pull Back Loop -HT	62"
A66	Sq. Loop w/ Double Vertical Grips, Cross Member w/ Pin -HT	62"
A70S	Square Loop, w/ Double Vertical Grips, 3 Cross Members & Pull Back Loop -HT	68"

HT = Heat Treated for Superior Strength

Double Flared Loop Grip Handles

P/N	Description	Overall Height
A15	Straight Loop w/ Flared Double Vertical Loop Grips*	55"
A16	Straight Loop w/ Flared Double Vertical Loop Grips*	60"

* = Not available with brakes

Frame

B



To order a colored/powder coated frame, add to your part number:

Blue #01

Red #02

Green #06

Minimum quantities may apply

Straight Back

P/N	Description
B1	Standard Straight Back, No Strap
B2	Straight Back with 1 Vertical Strap
B3	Straight Back with 2 Vertical Straps
B10*	Straight Back, No Logo Channel, No Red Striping

*B10 frame has a 500lb capacity



Curved Back

P/N	Description
B4	Curved Back, with 1 Strap
B5	Curved Back, No Strap

B5K	Curved Back with Sliding Keg Hook
B5MK	Curved Back w/ Adjustable Sliding Keg Hook



Straight-Curved Combo

P/N	Description
B6	Combination Back, 2 Straight, 1 Curved
B7	Combination Back, 1 Straight, 2 Curved

Severe Duty



P/N	Description
B1SD	Severe Duty Straight Back, No Strap
B2SD	Severe Duty Straight Back with 1 Vertical Strap
B17SD	Severe Duty, Straight Back Ergo*
B118SD	Severe Duty, Straight Back Ergo with 1 Vertical Strap*

· Extruded "I-Beam" style cross members
 · Cross members are bolted through the outside of the rails for increased strength

*Ergo Frames add 6-5/16" to overall truck height

Ergo

· Extra tall frames



P/N	Description
B17	Straight Back, Ergo*
B18	Straight Back, Ergo with 1 Vertical Strap*

* Ergo Frames add 6-5/16" to overall truck height



Extruded Aluminum Recessed Heel

P/N	Description	Width x Depth
C1	Recessed Heel, w/ Cutouts, Extruded Aluminum	14" x 7-1/2"
C19	Recessed Heel, Extruded Aluminum	14" x 7-1/2"
C7	Recessed Heel, w/ Cutouts, Extruded Aluminum	14" x 10-1/2"
C2	Recessed Heel, w/ Cutouts, Extruded Aluminum	18" x 7-1/2"
C20	Recessed Heel, Extruded Aluminum	18" x 7-1/2"
C15	Recessed Heel, w/ Cutouts, Extruded Aluminum	18" x 10-1/2"



Extruded Aluminum Front Mount

P/N	Description	Width x Depth
C16	Front Mount, Extruded Aluminum	14" x 7-1/2"
C12	Front Mount, w/ Cutouts, Extruded Aluminum	14" x 7-1/2"
C4	Front Mount, Extruded Aluminum	14" x 9"
C8	Front Mount, Extruded Aluminum	16" x 12"
C17	Front Mount, Extruded Aluminum	18" x 7-1/2"
C13	Front Mount, w/ Cutouts, Extruded Aluminum	18" x 7-1/2"
C6	Front Mount, Extruded Aluminum	18" x 9"
C26	Front Mount, w/ Cutouts, Extruded Aluminum	18" x 9"
C14	Front Mount, Extruded Aluminum	18" x 12"
C10	Front Mount, Extruded Aluminum	20" x 9"
C9	Front Mount, Extruded Aluminum	20" x 12"

Nose Plate

C



Cast Aluminum Recessed Heel

P/N	Description	Width x Depth
CA1*	Recessed Heel, w/ Cutouts, Cast	14" x 7-1/2"
CA2*	Recessed Heel, w/ Cutouts, Cast	18" x 7-1/2"
CA3*	Recessed Heel, w/ Cutouts, Cast	14" x 12"

* All cast aluminum nose plates have a 500lb capacity and a 1 year warranty

Extruded Aluminum Rear Mount



P/N	Description	Width x Depth
C3	Rear Mount, Extruded Aluminum	14" x 7-1/2"
C5	Rear Mount, Extruded Aluminum	18" x 9"

Steel Recessed or Front Mount



P/N	Description	Width x Depth
C29	Recessed Mount, Steel	14" x 7-1/2"
C28	Recessed Mount, Steel	18" x 7-1/2"
C21	Front Mount, Steel	14" x 9"
C22	Front Mount, Steel	18" x 9"

Wheels

Pneumatic

D



- Heavy steel hub
- Four ply construction
- Precision sealed bearings

Recommended uses:

- Outdoor surfaces such as gravel, grass, & sand
- Inclement conditions such as snow, slush, or mud
- Applications requiring superior shock absorption
- Rough or uneven surfaces

P/N	Description	Diameter x Width	Capacity (per wheel)	Weight
D5	4-ply Pneumatic, 2 Pc. Steel Hub, Precision Bearings	10" x 3-1/2"	350 lbs	4.4 lbs
D5F	D5 Foam Filled - Can't Go Flat	10" x 3-1/2"	350 lbs	7.0 lbs
D5F	D5 in Gray Color, Non-Marking	10" x 3-1/2"	350 lbs	4.4 lbs
D5S	D5 with Slime Sealant	10" x 3-1/2"	350 lbs	5.0 lbs

Carefree®



- Non-marking
- Open/closed cell construction no flat foam
- One piece steel hub
- Two year warranty
- Precision sealed bearings
- Great choice if you want to avoid flat tires

Recommended uses:

- Outdoor surfaces such as gravel, grass, & sand
- Rough or uneven surfaces
- Inclement conditions such as snow, slush, or mud

P/N	Description	Diameter x Width	Capacity (per wheel)	Weight
D6	Carefree, No Flat Solid Foam, Non-Marking	10" x 3"	350 lbs	4.2 lbs

Performance TPR



- Non-marking
- Recessed bearing
- Dark gray
- Durable poly hub
- Precision sealed bearings for short axle applications

Recommended uses:

- Smooth/semi smooth, hard surfaces
- General purpose
- Delicate floor, tile, carpet

P/N	Description	Diameter x Width	Capacity (per wheel)	Weight
D1	High Performance, Non-Marking, Gray	8" x 2"	500 lbs	2 lbs

Balloon Cushion



- Non-marking
- Light weight poly hub
- Poly tread compound
- Precision sealed bearings
- Two year warranty

Recommended uses:

- Smooth/semi smooth, hard surfaces
- General purpose
- City deliveries - side walk & concrete
- Delicate floor, tile, & carpet

P/N	Description	Diameter x Width	Capacity (per wheel)	Weight
D15	Balloon Cushion, Poly Hub, Precision Bearings, Dark Gray	10" x 2-1/8"	350 lbs	2.3 lbs
D16	Balloon Cushion, Poly Hub, Precision Bearings, Dark Gray	8" x 2-1/8"	350 lbs	1.6 lbs

Carefree®



- Non-marking
- Our Exclusive hand truck tire
- Light weight poly hub
- Durable and lightweight
- Two year warranty
- Great choice if you need a wheel that won't go flat but has more shock absorption than a foam filled tire

Recommended uses:

- Outdoor surfaces such as gravel, grass, & sand
- Rough or uneven surfaces
- Inclement conditions such as snow, slush, or mud

P/N	Description	Diameter x Width	Capacity (per wheel)	Weight
D6SS	Carefree, Poly Tread, Non-Marking	10" x 3"	350 lbs	3.1 lbs

Rubber



- Molded on rubber
- Light weight
- Short axle applications

Recommended uses:

- Smooth/semi smooth, hard surfaces
- General purpose

P/N	Description	Diameter x Width	Capacity (per wheel)	Weight
D12	Rubber on Aluminum, Offset Hub	8" x 1-5/8"	550 lbs	2.1 lbs

Semi-Pneumatic



- Recommended uses:**
- Smooth/semi smooth, hard surfaces
 - General purpose

P/N	Description	Diameter x Width	Capacity (per wheel)	Weight
D2	Semi-Pneumatic, 1 Pc. Plastic Hub	10" x 2"	440 lbs	6.4 lbs

Wheels

D

Pneumatic



- Recommended uses:**
- Smooth/semi smooth, hard surfaces
 - General purpose

P/N	Description	Diameter x Width	Capacity (per wheel)	Weight
D9	Pneumatic, 2 Pc. Steel Hub	8" x 2-1/2"	297 lbs	2.9 lbs

* Note: Wheel Capacity is for reference only; never exceed rated hand truck capacity (600 lbs unless otherwise noted).

Shown with A13 handle

Frame Extensions



E62S

E68SL

- More comfortable than channel design
- Heat treated for twice the strength
- No need for sleeves
- 2" wide straps keep products from falling through
- Fits A1, A2, A11, A13, A14, and A37 handles and competitors hand trucks

P/N	Description
E62S	Tubular Frame Extension, 62" Overall Height, 2 Straps
E62SL	Tubular Frame Extension, 62" Overall Height, 2 Straps, 1 Diagonal Loop
E68S	Tubular Frame Extension, 68" Overall Height, 2 Straps
E68SL	Tubular Frame Extension, 68" Overall Height, 2 Straps, 1 Diagonal Loop

Accessories

E



E11



E45



E52
(Shown with A1 handle)



E60

- Adds height to increase leverage
- Fits A1, A2, A11, A13, A14, and A37 handles and competitors hand trucks

P/N	Description
E45	Frame Extension, 45" Overall Height
E52	Frame Extension, 52" Overall Height
E55	Frame Extension, 55" Overall Height
E60	Frame Extension, 60" Overall Height
E68	Frame Extension, 68" Overall Height
E11	Frame Extension Foam Sleeve

Accessories

E

Stair Climbers



- Ergo stair climbers vertical geometry makes it easier to go up and down stairs
- High strength extruded aluminum with 15" reversible wear strip
- Built in mounting holes for E46E kick bar and E47E pull back bar

P/N	Description
E1EB	Extruded Aluminum Ergo Stair Climbers for use with Disc Brakes
E1E	Extruded Aluminum Ergo Stair Climbers



- Fits B&P hand trucks as well as most competitors
- Kit includes 2 stair climbers and hardware
- One year warranty

P/N	Description
E1C	Cast Aluminum Stair Climbers



- High strength extruded aluminum with thick, extra long, reversible wear strip
- Kit includes 2 stair climbers and hardware
- Two year warranty

P/N	Description
E1L	Extruded Aluminum Stair Climbers

Folding Noses



P/N	Description	Capacity
E2F or E2R	Full Channel Extruded Folding Nose, 20"	300 lbs
E3F or E3R	Full Channel Extruded Folding Nose, 30"	300 lbs

Order "F" for use with front mount nose plates
 Order "R" for use with recessed heel or rear mount nose plates



P/N	Description	Capacity
E4F or E4R	Tubular Folding Nose, 44"	110 lbs
E5F or E5R	Tubular Folding Nose, 36"	110 lbs
E6F or E6R	Tubular Folding Nose, 30"	110 lbs

Order "F" for use with front mount nose plates
 Order "R" for use with recessed heel or rear mount nose plates

Stair Climber Accessories



P/N	Description
E13	Aluminum Kick Bar for E1L Stair Climbers w/ 10" Wheels - 1.49" Dia.



P/N	Description
E46	Steel Kick Bar for E1L Stair Climbers w/ 10" Wheels - .63" Dia.
E26	Steel Kick Bar for E1L Stair Climbers w/ 8" Wheels - .63" Dia.
E46E	Steel Kick Bar for E1E "Ergo" Stair Climbers



P/N	Description
E8	Wheel Guards, 7.38" H x 2.5" W
E8L	Wheel Guards, 12" H x 4" W



P/N	Description
E73	Retractable Ratchet Strap



P/N	Description
E9	Keg Hook for Sankey Style 1/2 Barrel

Accessories

E

· Pull back bar is spring loaded, retracts back out of the way after pulling the hand truck out from under the load



P/N	Description
E47	Pull Back Bar for E1L Stair Climbers
E47E	Pull Back Bar for E1E "Ergo" Stair Climbers



P/N	Description
E29	Pull Bar for E1L, E1E Stair Climbers - .63" Dia. Aluminum w/ Red Plastic Sleeve

Accessories

E



4th Wheel Attachment

- 4th wheel attachment takes the load off the operator
- Latch keeps the 4th wheel folded up and out of the way when not in use
- 600 lbs capacity
- Uses smooth rolling TPR casters

P/N	Description
E37L	Fourth Wheel Attachment w/ Latch

(Not compatible with stair climbers or convertible hand trucks)



8218-001



8218-002

Bags

P/N	Description
8218-001	Hand Truck Accessory Bag, 12" W x 18" H x 2" D
8218-002	Hand Truck Accessory Bag, 12" W x 18" H x 3" D

Wings

- Wings add 4" to hand truck width
- SD (Severe Duty) wings are made from extruded aluminum for increased strength



E30 on B1 Frame



E30SD on B1SD Frame

E30ESD on B18SD Frame

P/N	Description
E30	Frame Wings, 34" Long
E31	Frame Wings, 45" Long
E30SD	Frame Wings for Severe Duty Frames, 34" Long
E30ESD	Frame Wings for Severe Duty Frames, 40-1/2" Long

When you want total safe stopping power choose:

Disc Brake System

- High strength solid 3/4" axle standard
- Precision bearings for smooth rolling and long life
- Simplified design makes for easy maintenance when required
- Disc guards prevent damage to rotors
- Conversion kit available to retro fit competitor's models over to the B&P disc brake system
- "C" Bracket allows for fast removal of calipers
- Wheel, extruded hub, and brake rotor are bolted together as a single piece
- Available wheel types: D5, D5G, D5F, D6, D6SS



P/N	Description
BDC	Brakes, Double Disc with Cable Lever
BDT	Brakes, Double Disc with T-rod Lever

- Wheel changes don't require total hand truck disassembly
- Applies equal pressure to both calipers for even braking action
- Add -P/N from the table above to the end of your custom Liberator part number to add disc brakes to your hand truck

When you need light weight load control choose:

Tread Brake System

- Designed to give you equal braking power even if tire pressure is low on one side
- Brake shoe design provides more leverage for better braking and won't lock up
- Brake shoes are powder coated for durability and corrosion resistance
- Can be retro fitted directly onto competitors' models
- Will work on any wheel type



P/N	Description
BTC	Brakes, Tread with Cable Lever
BTT	Brakes, Tread with T-rod Lever

- Brake shoes provide more mechanical advantage for better braking
- Add -P/N from the table above to the end of your custom Liberator part number to add disc brakes to your hand truck

General Brake Information:

- Braking action is not affected by rain, snow, or slush
- Available in a cable or T-rod design
- Pull bar design eliminates cotter pins
- Brake handle designs allow more adjustability to suit individual drivers hands
- Two year warranty



A11-B1#01-C6-D5-E1E-E47E-E60-BDT

A6-B1#02-C6-D5-E1EB#02-E46E-BDC

Brakes - Cable and T-Rod

Cable Brake Lever Features:

- Better ergonomics for increased operator safety and efficiency
- Provides more leverage for better braking action
- Steel stops keep the brake lever from sagging over time
- Cable lever system is vinyl coated and threaded on the bottom to provide ease of adjustment



Loop



Flared Double Pin Grip



Vertical Grip



Single Pin Grip



Double Vertical Grip



Horizontal Grip

T-Rod Brake Lever Features:

- T-rod lever is powder coated for corrosion resistance
- T-rod lever system can be a more economic choice to the cable/lever design



Loop



Flared Double Pin Grip



Vertical Grip



Single Pin Grip



Double Vertical Grip



Horizontal Grip

Snack Food Delivery Hand Truck

- Lightweight aluminum construction
- Extra long 51" skids allow truck to easily slide out of the delivery vehicle
- Folding nose for bulky packages
- Rear mount, extruded aluminum 14" x 10-1/2" nose plate (C31)
- 8" Proflex premium balloon cushion wheels (D16)

P/N	Description
HTA-16	Snack Food Delivery Hand Truck

Overall Height	68"
Width	14"
Folding Nose Length	34"
Weight	28 lbs
Capacity (Folding Nose)	80 lbs
Capacity (2 Wheel)	600 lbs



Telescoping Bin Delivery Hand Truck

- Telescopes from 84" to 114"
- Seat post clamps keep the extension where you want it
- Skids allow truck to easily slide from the delivery vehicle
- Extruded aluminum 16" x 12" nose plate (C8)
- No flat wheel (D6)
- Aluminum skids with steel wear strips

P/N	Description
HTA-13	Telescoping Bin Delivery Hand Truck



Liberator Convertible Hand Truck

Designing your custom Liberator convertible hand truck is easy. Select one component from each section to create a hand truck specific to your needs.

A/B Handle/Frame

P/N	Handle	Frame	Capacity
A1-B80	Loop Handle	Senior Convertible Frame with 3 Cross Members	500 lbs
A13-B80	Loop Handle with Comfort Sleeve	Senior Convertible Frame with 3 Cross Members	500 lbs
A1-B81	Loop Handle	Senior Convertible Frame with 5 Cross Members	600 lbs
A13-B81	Loop Handle with Comfort Sleeve	Senior Convertible Frame with 5 Cross Members	600 lbs
A1-B88F	Loop Handle	Senior Convertible Frame with 5 Cross Members and center strap	600 lbs
A13-B88F	Loop Handle with Comfort Sleeve	Senior Convertible Frame with 5 Cross Members and center strap	600 lbs
B70	Double Ergo Grip Handle	Junior Convertible Frame with 4 Cross Members	600 lbs
B75	Double Ergo Grip Handle	Junior Convertible Frame with 2 Cross Members	500 lbs



Senior



C Nose Plate

P/N	Description	Width x Depth
C2	Recessed Heel, w/ Cutouts, Extruded Aluminum	18" x 7-1/2"
CA1*	Recessed Heel, w/ Cutouts, Cast	14" x 7-1/2"
CA2*	Recessed Heel, w/ Cutouts, Cast	18" x 7-1/2"
C6	Front Mount, Extruded Aluminum	18" x 9"

* All cast aluminum nose plates have a 500lb capacity and a 1 year warranty



C2



C6



CA2



B70



A1 B81,
A13 B81



A1 B88F,
A13 B88F

Specifications

	Senior	Junior
Overall Width	20"	20"
Frame Width	12"	12"
Overall Length (Platform Mode)	56"	47"
Height as a Hand Truck	61-1/2"	52"
Height as a Platform Truck	46"	41"
Platform Bed Length	51-1/2"	38-1/4"
Platform Height from Floor	11"	11"
Weight w/CA1 and D15	47 lbs	45 lbs
Casters	5" Balloon Swivel Casters	5" Balloon Swivel Casters
Capacity - as Hand Truck	600 lbs	600 lbs
Capacity - as Platform Truck	1,200 lbs	1,200 lbs



Junior

D Wheels



Folding Noses

P/N	Description	Capacity
E5F or E5R	Tubular Folding Nose, 36"	110 lbs
E6F or E6R	Tubular Folding Nose, 30"	110 lbs
E2F or E2R	Full Channel Extruded Folding Nose, 20"	300 lbs
E3F or E3R	Full Channel Extruded Folding Nose, 30"	300 lbs

E Accessories

Solid Decks

P/N	Description
E23L	Solid Deck, 12", Senior, Snap On
E25L	Solid Deck, 12", Senior, Permanent
E50	Solid Deck, 18", Senior, Snap On
E49	Solid Deck, 18", Senior, Permanent
E22L	Solid Deck, 12", Junior, Snap On
E24L	Solid Deck, 12", Junior, Permanent
E50J	Solid Deck, 18", Junior, Snap On



JR

Wings

P/N	Description
E32	Frame Wings, Senior, 2.5" Wide, Overall Width 17"
E32J	Frame Wings, Junior, 2" Wide, Overall Width 16"



SR



JR





Distribution Trucks

Valley Craft's Beverage Trucks have a tapered frame with twin handles and are available with flat back or curved back bands for cylinder handling. Capacity is 10 cases, two half barrels, or one CO2 cylinder. Durable Aluminum tubing construction make this hand truck lightweight and easy to handle. Heavy duty 8 inch -deep and 10 inch -deep steel shoes are standard. Optional hand brakes provide control over heavy loads for safer transport on ramps, stairs, and over curbsides. Rolls on premium pneumatic wheels.



Part Number	Description	Frame	Shoe Size	Weight	Width	Length	Height	Tires	Load Capacity
F83880A6	Curved Back Beverage Hand Truck	Aluminum	8" x 16"	32 lbs	20.5"	9"	51"	Pneumatic, 12" x 3.5"	600 lbs
F83881A5	Curved Back Beverage Hand Truck	Aluminum	10" x 16"	34 lbs	20.5"	9"	51"	Pneumatic, 12" x 3.5"	600 lbs
F83937A9	Flat Back Beverage Hand Truck	Aluminum	8" x 16"	32 lbs	20.5"	8"	51"	Pneumatic, 12" x 3.5"	600 lbs
F83947A7	Flat Back Beverage Hand Truck	Aluminum	10" x 16"	34 lbs	20.5"	8"	51"	Pneumatic, 12" x 3.5"	600 lbs
F83941A3	Flat Back Beverage Hand Truck with Fenders	Aluminum	8" x 16"	36 lbs	20.5"	8"	51"	Pneumatic, 12" x 3.5"	600 lbs
F83944A0	Flat Back Beverage Hand Truck with Fenders	Aluminum	10" x 16"	34 lbs	20.5"	8"	51"	Pneumatic, 12" x 3.5"	600 lbs
F84010A7	Flat Back Beverage Hand Truck with Brakes	Aluminum	8" x 16"	40 lbs			51"	Pneumatic, 12" x 3.5"	600 lbs
F84009A0	Flat Back Beverage Hand Truck with Brakes	Aluminum	10" x 16"	42 lbs			51"	Pneumatic, 12" x 3.5"	600 lbs
F83970A7	Curved Back Beverage Hand Truck with Brakes	Aluminum	8" x 16"	40 lbs	19"	8"	51"	Pneumatic, 12" x 3.5"	600 lbs
F83970A6	Curved Back Beverage Hand Truck with Brakes	Aluminum	10" x 16"	42 lbs	19"	8"	51"	Pneumatic, 12" x 3.5"	600 lbs
F84008A1	Flat Back Beverage Hand Truck with Fenders and Braks	Aluminum	10" x 16"	46 lbs			51"	Pneumatic, 12" x 3.5"	600 lbs



Valley Craft's Trayless 12-Pack Delivery Truck has an extra wide frame to securely handle bulky, trayless beverage packs. The hand trucks lightweight aluminum frame makes it easy to transport. Standard shoe size is 8 inch x 16 inch . Hand truck measures 51 inch H x 19 inch W and rolls easily over virtually any surface on premium pneumatic tires. Oversized skid rails are protected by replaceable steel guards.

Trayless 12-Pack Delivery Hand Truck
Aluminum Frame
Shoe: 8" x 16"
Weight: 38 lb
Width: 19.5"
Length: 10"
Height: 51"
Tires: Pneumatic, 12" x 3.5"
Load capacity: 600 lbs
F81797A2



Valley Craft's Case Distribution Hand Truck is the same width as a beverage truck, so these trucks conveniently fit into tightly stacked rows of cased goods. The Case Truck is perfect for beverage distribution and delivery needs. The durable aluminum frame has a long straight design to handle cases stacked six high. Heavy-duty, 8 inch - deep, steel shoe is standard. A replaceable steel axle is protected by a sturdy housing and rolls smoothly on maintenance-free, sealed bearings. Oversized skid rails are protected by replaceable steel guards. Standard shoe size is 8 inch x 16 inch. Truck measures 51 inch H x 19 inch W and rolls easily over virtually any surface on premium pneumatic tires.

Case Distribution Truck
Aluminum Frame
Shoe: 8" x 16"
Weight: 33 lb
Width: 19"
Length: 9"
Height: 51"
Tires: Pneumatic, 12" x 3.5"
Load capacity: 600 lbs
F84580A7



Loop Handle Utility trucks are similar to standard beverage trucks and easily maneuver with just one hand for maximum versatility. Aluminum tubing construction is lightweight and easy to handle. Heavy-duty, 8 inch -deep, steel shoe is standard. A replaceable steel axle is protected by a sturdy housing and rolls smoothly on maintenance-free, sealed bearings. Oversized skidrails are protected by replaceable steel guards. Standard shoe size is 8 inch x 16 inch . Truck measures 51 inch H x 20 inch W and rolls easily over virtually any surface on premium pneumatic tires.

Loop Handle Utility Hand Truck
Aluminum Frame
Shoe: 8" x 16"
Weight: 34 lb
Width: 20.5"
Length: 9"
Height: 51"
Tires: Pneumatic, 12" x 3.5"
Load capacity: 600 lbs
F84335A5



Valley Crafts Standard Utility Hand Truck has a large, functional frame for moving materials of all types, both in plant and on deliveries. The cart frame has curved back bands and twin handles. The aluminum tubing construction of this hand truck is lightweight and easy to handle. Heavy duty aluminum tubing construction is lightweight and easy to handle. All joints are form-fitted for maximum strength and durability. Steel axle is replaceable.

Standard Utility Model
Aluminum Frame
Shoe: 10" x 16"
Weight: 37 lb
Width: 23"
Length: 9"
Height: 51"
Tires: Pneumatic, 12" x 3.5"
Load capacity: 600 lbs
F84066A0

Replacement Parts

Part Number	Description
8017-003	Handle Grips, Black
2002-118	A11 Right Handle with Grip
2002-107	A11 Left Handle with Grip
2002-E45	Universal U-Brace
E45	Universal U-Brace
E52	52" Frame Extension
E55	55" Frame Extension
E60	60" Frame Extension
E68	68" Frame Extension
2002-301	Hardware Pack for E2F & E3F Folding Noses
2002-313	5/8" x 18" Axle Kit
2001-201	5/8" x 18" Axle only
2001-702	Right Hand Wheel Bracket
2001-211	5/8" x 16-13/16" Axle only
2002-140	Lock/Latch Assembly
8039-008	Wear Strip for E1C Stairclimber
2002-733	Side Channel Reinforcements
8021-002	Swivel Caster for Convertible Hand Trucks
8021-003	Swivel Caster w/ Brake for Convertible Hand Trucks



Frame Extensions



For B&P hand trucks



2002-140



2002-201
2001-211



2002-313



2002-733



8039-008



8021-002



Part Number	Description
2236-G	Pneumatic Wheel
8023-011	Tube, 4.10 x 3.50 x 4
Z1-0236-A4	3/4" retaining ring
G4331	Sawtooth tube tire, 4.10/3.50-4 4 ply
ASF-107-6	1-3/8" x 3/4" 500/504 Flanged Bearing
Z50014A8	Grip handle with black grips
F30053A8	Axle for 3880 and 3937
F30080A5	Axle, 3/4 x 18 for never flat tire
R70979	8" x 16" Shoe
R70980	10" x 16" Shoe

For Valley Craft hand trucks



2236-G



8023-011



Z1-0236-A4



G4331



ASF-107-6



Z50014A8



R70979



R70980



Walkie Rider Bulk Delivery Cart

- Steel under structure
- Standard 8" x 2" urethane center wheels with four 6" x 2" TPR square tread swivel casters
- Allows 2 carts to sit side by side on walkie riders or forklifts
- Requires only 7" between forks
- 1,200 lbs capacity



P/N	Description	Width x Length
FHE-6	Walkie Rider Bulk Delivery Cart w/ Two Handles	18" x 60"

Not available with center brake



Warehouse Bulk Delivery Cart

- Two square handles with two crossbars and one vertical strap
- Standard 8" x 2" urethane center wheels with four 6" x 2" TPR square tread swivel casters
- Optional removable shelf - 200 lbs capacity
- Optional center brake
- 1,200 lbs capacity

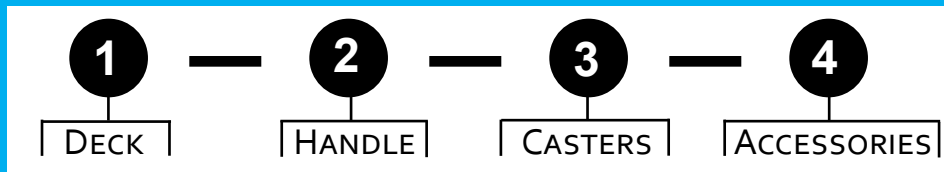


P/N	Description	Width x Length
FHE-2460-217-HD10	Warehouse Cart	24" x 60"
FHE-2460-217-HD10-SH	Warehouse Cart w/ Shelf	24" x 60"
FHE-2460-217-HD10-CB	Warehouse Cart w/ Center Brake	24" x 60"
FHE-2460-217-HD10-SH-CB	Warehouse Cart w/ Shelf and Center Brake	24" x 60"

Aluminum Platform Trucks

Build a Custom Platform Truck

Designing your custom platform truck is easy. Select one component from each section to create a truck specific to your needs. Build your custom part number as shown below. Example: PT-3060S-150-850-080



Deck

1

Formed

- Formed deck design is strong and lightweight
- Extremely durable
- Design eliminates warping and waving
- Tread plate or smooth plate decks available
- 1,200 lbs deck capacity (unless limited by caster capacity)
- Competitively priced against wood deck design



PTF-2448S-150-850



PTF-2436S-150-850

Tread Plate P/N	Smooth Plate P/N	Deck Width x Length
PTF-2436T	PTF-2436S	24" x 36"
PTF-2448T	PTF-2448S	24" x 48"
PTF-3048T	PTF-3048S	30" x 48"
PTF-3060T	PTF-3060S	30" x 60"
PTF-3072T	PTF-3072S	30" x 72"
PTF-3648T	PTF-3648S	36" x 48"

Welded

- Heavy duty welded design uses exclusive side rails that improve resistance to twisting and deck curling
- Extremely durable
- Tread plate or smooth plate decks available
- Optional carpeted deck and full perimeter rubber bumper
- 1,200 lbs deck capacity (unless limited by caster capacity)



PT-2448S-150-850



PT-2448S-150-850

Tread Plate P/N	Smooth Plate P/N	Deck Width x Length
PT-2436T	PT-2436S	24" x 36"
PT-2448T	PT-2448S	24" x 48"
PT-2460T	PT-2460S	24" x 60"
PT-3048T	PT-3048S	30" x 48"
PT-3060T	PT-3060S	30" x 60"
PT-3072T	PT-3072S	30" x 72"
PT-3648T	PT-3648S	36" x 48"
PT-3660T	PT-3660S	36" x 60"
PT-3672T	PT-3672S	36" x 72"



Handle

2



150



155



160



165

Part Number	Description
150	Handle, no Strap
155	Handle, 1 Strap
160	Handle, 2 Straps
165	Handle, w/ 18" Panel

- 1-1/2" diameter round tubing
- Fits on either end of the deck
- Choose 1 or 2 handles, can mix styles

Casters

3



650



850



820

P/N	Description	Size	Capacity
650	Caster, Poly Core, Round TPR Tread	6" x 2"	1500 lbs
850	Caster, Poly Core, Round TPR Tread	8" x 2"	2000 lbs
820	Caster, Rubber on Iron Housing	8" x 2"	2000 lbs
NC	No Casters		

Accessories


4



060



080



Welded deck corner with bumper

Part Number	Description
310	Rubber Bumper, Gray (Welded Platform Only)*
C	Carpeted Deck (Welded Platform Only)**
060	Floor Lock for 6" Casters
080	Floor Lock for 8" Casters

* Welded deck is required for full perimeter rubber bumper

** Full perimeter rubber bumper is required with carpeted deck



PT3060S-150-850-C-310



PT3060S-165-165-850-C-310



Aluminum Hand Truck Curb Ramps



Punched

- Our exclusive process punches holes in the material, then raises the edges of the cutouts for superior traction
- Exceptionally lightweight
- Won't collect ice, mud, snow, or debris
- Hand slot doubles as a stop
- Available in safety yellow powder coat - increases visibility and traction (-SY)

P/N	Width x Length	Capacity	Weight
CRP2224	22" x 24"	500 lbs	6 lbs
CRP2618	26" x 18"	750 lbs	8 lbs
CRP2727	27" x 27"	750 lbs	13 lbs
CRP2736	27" x 36"	750 lbs	17.5 lbs
CRP3030	30" x 30"	750 lbs	15 lbs
CRP2745	27" x 45"	500 lbs	22 lbs

P/N	Width x Length	Capacity	Weight
CRP2618-SY	26" x 18"	750 lbs	8 lbs
CRP2727-SY	27" x 27"	750 lbs	13 lbs
CRP2736-SY	27" x 36"	750 lbs	17.5 lbs
CRP3030-SY	30" x 30"	750 lbs	15 lbs
CRP2745-SY	27" x 45"	500 lbs	22 lbs

Tread Plate

- Diamond tread plate
- Riveted on handle (underside) doubles as stop (LCRU and CRU models)
- CR models have welded legs
- Available in safety yellow powder coat - increases visibility and traction (add -SY to part number)



P/N	Width x Length	Thickness	Stop	Capacity	Weight
LCRU2618	26" x 18"	1/8"	Riveted Handle	500 lbs	6 lbs
CRU2618	26" x 18"	3/16"	Riveted Handle	750 lbs	9 lbs
CR2618	26" x 18"	3/16"	Welded Legs	750 lbs	10 lbs
LCRU2727	27" x 27"	1/8"	Riveted Handle	500 lbs	11 lbs
CRU2727	27" x 27"	3/16"	Riveted Handle	750 lbs	16 lbs
CR2727	27" x 27"	3/16"	Welded Legs	750 lbs	17 lbs
CRU3030	30" x 30"	3/16"	Riveted Handle	750 lbs	19 lbs
CR3030	30" x 30"	3/16"	Welded Legs	750 lbs	20 lbs

P/N	Width x Length	Thickness	Capacity	Weight
CRW2224	22" x 24"	1/8"	600 lbs	6 lbs
CRW2724	27" x 24"	3/16"	750 lbs	12 lbs

Punched Wedge

- Wedge design curb ramp features the same punched design traction
- Sides folded down keep the ramp in place and provides more usable width
- Available in safety yellow powder coat - increases visibility and traction (add -SY to part number)

Policies

Privacy

The Caster Guy does not share your information with anyone. We are dedicated to your privacy. We do from time to time use tools to analyze our customer's movement within our site to maximize our advertising efforts.

Warranty

The Caster Guy products are warranted against material defects as well as workmanship for 1 year from the original date of purchase unless the product has been abused, modified, not properly installed or used in an environment it is not intended for.

Approval must be given from The Caster Guy prior to the return of any product for warranty claims. You are responsible for all shipping charges to return the product to The Caster Guy.

If it is determined that the product is to be covered under our warranty, we reserve the right to replace the product with an equal or greater value product in place of issuing a credit. If we are replacing the product, we will pay for normal ground transportation shipping charges to the original ship to location of your order. In either event, replacement or refund of a covered warranty product, we are not responsible for shipping charges to return the product to The Caster Guy.

If the product is deemed not covered by our warranty, we will at your request, return the product to a destination you choose at your expense.

Taxes

All applicable state and local taxes will be added to your order if you live in one of the following states:

- Colorado
- Iowa
- Minnesota
- Oklahoma
- Wisconsin

Returns

The Caster Guy has a 20% restocking fee for all returned goods. Please contact us if you wish to make a return. The customer is responsible for all returned shipping charges.

Exchanges

The Caster Guy policy regarding exchanges is as follows.

We will waive the 20% restocking fee if you are returning the product you ordered in error and reordering the correct product. You are responsible for all shipping charges incurred.

Payment Terms

You have two options for payment of products purchased from The Caster Guy.

Prepayment

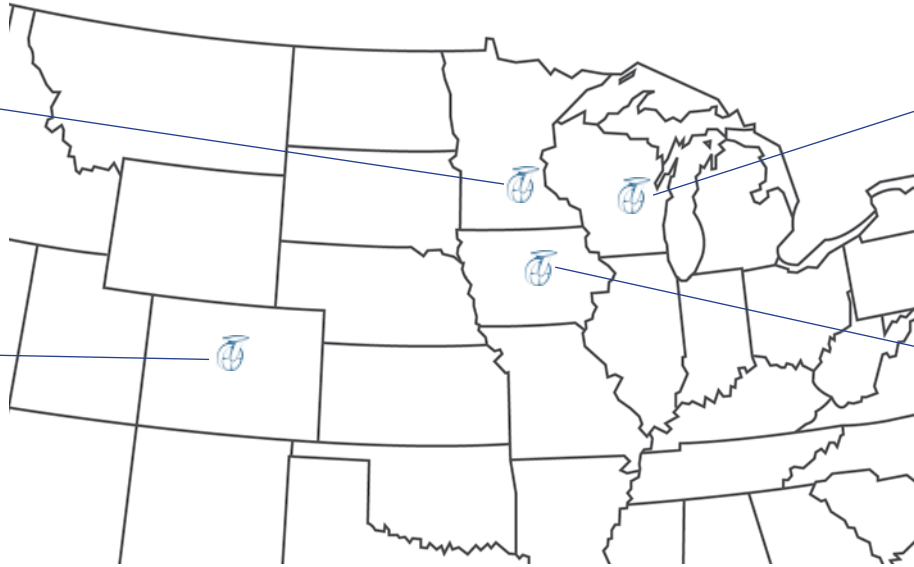
This is done by creating a log in on our site and using your PayPal account or our secure credit card option.

Terms

You may complete and submit our credit application for approval. Please email or fax your completed application for credit along with your tax exempt certificate, if applicable, and send to The Caster Guy by email at sales@thecasterguy.com, or you may fax it to 920-432-8065. This process takes 1-2 business days to complete. You will be contacted by one of our members with the results of your credit request. Please contact us if it has been more than 2 business days since you submitted your application and you have not been contacted by someone from The Caster Guy. Please keep in mind our hours are Monday-Friday 8AM-5PM C.S.T. and only days we are open for business are counted as days processing your application. If approved, your account will be set up on Net-30 terms. This means you will have 30 days from the date of our invoice to fully pay your balance. All accounts whose balance is unpaid for 30 days from the original invoice dates will be placed on credit hold and no further purchases will be permitted until the past due balance is paid in full.

Garland's Inc.
2501 26th Ave S
Minneapolis, MN 55406
612.333.3469
800.809.7888
Headquarters

Garland's Inc.
4900 East 39th Ave
Denver, CO 80207
303.388.1276
877.388.1276



The Caster Guy &
Garland's Inc.
1450 Radisson St
Green Bay, WI 54302
920.432.2928
800.472.2118

Garland's Inc.
1335 NE 50th Ave
Des Moines, IA 50313
515.244.7276
800.728.3866

Over 5000 manufacturers within your reach – Call us for all your material handling needs



Bulk Bins



Pallet Jacks



Drum Cradles



Carts



Machine Movers



Rubbermaid



Tilt Trucks

