



1450 Radisson St | Green Bay WI 54302
920.432.2928 | www.thecasterguy.com

Grocery Solutions

About Us

The Caster Guy is located in beautiful Green Bay Wisconsin. Our company has been in business since 1984 and The Caster Guy website began in 2009. We distribute casters, wheels, and related accessories all over the United States to homeowners as well as all business types. We sell via the web, phone, and to walk in customers.

The Caster Guy was created to ensure that potential customers from coast to coast are able to reap the same benefits that our local customers have enjoyed for years.

Our mission is to provide you with the best possible experience for your caster, wheel, or related accessory needs. This includes fast friendly service and competitive pricing.

As of July 1st, 2013 The Caster Guy became a division of Garland's Inc., and thus now has access to a full line of material handling products.

Established in Minneapolis, MN, 1944, Garland's has been distributing casters, wheels, shelving, and a wide variety of other material handling products for seventy years. Our strength of service and dedication has allowed our continued growth through the economic hardships of the eighties, and the more recent recession of the 2000's. Our stability has allowed us to expand into markets in Iowa, Colorado, and Wisconsin; giving us the ability to provide greater service to the Midwest.

As one of the top caster distributors in the nation, Garland's Inc. brings the needs of our customers directly to the caster industry's forefront. Being a long standing member of the National Caster Alliance, Garland's Inc. has cultivated close relationships with some of the most prestigious manufacturers in the caster industry. In addition to the thousands of other manufacturers we offer, we proudly represent the entire line of Colson products: Colson, Albion, Shepherd, MedCaster, Jarvis, Faultless, and Pemco.

Our commitment to customer service ensures Garland's is the team member for your business, and its fast paced changing landscape. All our locations have state of the art shipping and receiving departments offering same day shipping, and blind shipments; guaranteeing your customers will always be your customers. Providing high quality products gives you the dependability and durable performance that you require, and deserve.

Garland's outside sales force provides efficient, concise, professional on-site assistance to meet your needs. Our sales representatives have years of hands-on experience turning unique issues into practical solutions. Your Garland's inside coordinator is just a call away. Each inside salesperson is prepared to help you with specifications, pricing and delivery information.

We are committed to providing the highest caliber of service and quality products in our industry for our customers who rely on us for their material handling needs year after year.





Casters & Wheels

Albion	Hamilton
Colson	Jarvis
Darcor	Medcaster
Darnell-Rose	R&K Wheels
Faultless	Shepherd



Hand & Pallet Trucks

B&P Mfg	Magline
BT Pallet Truck	Mobile
Gillis	Raymond Products
Honeyman	Valleycraft
Lakeside	



Dock Equipment

B&P Mfg	Valleycraft
Campus Crafts	Vestil
Mars Air Doors	Wesco
Save-Ty Yellow	



Shelving

Intermetro	Rivetier
Edsal	Lyon
Equipto	Pucel
Scotland Rack	Tri-Boro



Storage Racks

Steel King	Meco
Cardinal	Lyon
Edsal	Scotland Rack
Equipto	Mecalux
Jarke	



Lockers & Storage

Tennsco	Penco
Lyon	Pinnacle
ASI	Republic
Bradley	Edsal
Hallowell	



Shop Equipment

Rousseau	Lyon
Cotterman	Just Rite
Durham	Rubbermaid
EGA	Vestil
Gillis	



Bins & Totes

Akro-Mils	Orbis
Buckhorn	Quantum
Durham	Schaefer
Lewis	



Platform Trucks

Nutting
B&P Mfg
Magline
Rubbermaid



Ergonomic & Lifting

Presto	Bishamon
Advance Lift	Jesco
Atlas Lifts	Liftex, Inc.
Autoquip	Morse Mfg
Ecoa	Roll-A-Way

The above list is only a sample of all the available options and manufacturers. For more please contact The Caster Guy Customer Service.



Garland's, Inc.
has been a stocking

InterMetro
Gold Seal Dealer

since 2006



Driving the Center Store: Centering on Profits

An effective display shelving system can reinvent this critical department.

Over the past two decades, grocers have driven significant innovation in their perimeter departments to remain competitive in the face of encroachment from a variety of retail channels. Indeed, enhanced bakery, deli, meat, and produce departments now feature added services and unique products aimed at such differentiation. According to Nielsen, this has driven more than 8 percent in perimeter sales growth in the grocery channel.

However, this is coming at a cost; the center store is experiencing declining sales on a same-store basis, according to Nielsen. Its recent Center Store Study stated that “management practices that are based on a product view of the market cause competition between similar products and categories. In fact, one can argue that the disproportionate investment in the perimeter can actually create a drag on total store sales and profits.”

The result is the traditional center store has become vulnerable against value retail players; with the only key differentiator being price, shoppers are buying center store staples at mass merchandisers, drug chains, and dollar stores. For the grocery channel alone, this channel-blurring and consumer switching trend in the center store equated to \$23 billion in lost opportunity over a 5-year period, Nielsen reports.

Innovations to the perimeter notwithstanding, the center store still remains a critical component of the grocery business, one that cannot be neglected.

“Our 2012 Grocery SuperStudy reveals that the Center Store accounts for 74 percent of total store sales and 66 percent of total store gross profit dollars,” says Paul Weitzel, managing partner for retail consultancy Willard Bishop. “While much of the focus in recent years has been on the fresh and service departments where retailers feel they can differentiate, the Center Store continues to be the economic engine that makes a supermarket run. It provides the degrees of freedom to invest on the perimeter.

“Depending on the retailer, I’ve seen these contribution numbers even higher for Center Store. This part of the store should not be neglected and there is definitely an opportunity to put more attention towards the Center Store, create more excitement and create more loyalty.”



What’s more, Weitzel points out that “this can be done without over investing or taking away center store efficiencies.”

Centering on Solutions

One solution to the challenge of reviving the center store shopping experience can be found in center store display shelving. Current center store display shelving systems typically found in grocery stores — generally called gondola shelving — use a design that hasn’t significantly changed in more than 50 years. They consist of sheet metal panels that hide more products than they reveal, and are bulky and space-inefficient. Sheet metal gondola shelving, with supporting cross members, is typically 1 ½ inch thick, and relies on bulky, space-robbing brackets for support. In addition, the gondolas are supported on a platform that rises several inches from the floor. The sheer bulk of the sheet metal delivers questionable aesthetic value; moreover, it occupies valuable display space.



On top of this, gondolas are difficult to assemble and adjust, often requiring tools, and cleaning the dirt and dust that becomes trapped in the shelving's recesses is very labor-intensive.

Appearance-wise, center store gondolas generate no visual differentiation, as there is little versatility in how products are displayed. If a shopper were dropped in the middle of a grocer's center store aisle, they'd be hard-pressed to determine which grocer they were visiting — or even if it was a grocer at all, as other channels often have similar displays for their packaged items.

By simply addressing these challenges of space, versatility, aesthetics, and maintenance via an effective shelving system, grocers can transform their center store into an eye-catching and profit-making destination.

An effective shelving system should go beyond the mere holding of product; it should be a tool that quickly and easily adapts to a grocer's merchandising needs. To do this it must be space-efficient, versatile, and aesthetically appealing.

Space efficient: Ideal shelving systems should make the best use of the space they occupy. Modern wire shelving systems, for example, start almost at ground level, and don't need cumbersome support brackets that sheet metal gondolas require. Because of this, they provide more storage space within the same footprint of traditional gondolas, often up to 30 percent more usable space. This translates to more SKUs on the shelf, and helps drive increased sales and profits.

Versatile: Shelving systems should adapt to merchandising changes and contemporary merchandising techniques. They should have the ability to change from stationary fixtures to mobile units by simply snapping on casters, which allow for cross merchandising capabilities or the highlighting of promotional items.

They should also easily accommodate components used for several merchandising options, such as peg boards, slat walls, and pushers, as well as new lighting concepts. This enables the retailer to vary the center

store landscape and highlight individual sections. In addition, switching from one merchandising concept to another should be intuitive, and require no tools, thereby reducing labor involved in resetting displays. Needless to say, they should be easy to clean.

Aesthetically Integrated: The ultimate goal of shelving should be to create a theater in which the products are the stars. The fixture should disappear into the background and augment the store's interior décor. Light should penetrate it from all angles to effectively highlight the design and packaging of products. The result is a wall of colorful products, with little obstruction.

Density=Opportunity: What would you do with 30 percent more space?

Metro's Drop Mat Display System satisfies each of the above components. It creates 30 percent more display space compared to traditional gondolas that occupy the same footprint. Here's why: Metro Drop Mat Shelves are only ¼-inch thick, compared to 1-1/2 inches of a traditional gondola shelf. The Drop Mat Display System eliminates the need for under-shelf supports and bulky shelf brackets, reclaiming 20 percent of merchandising space. It reclaims up

to 10 percent additional space by eliminating the 3 to 4 inch wide center support structure needed for gondolas. More importantly, this extra space enables grocers to enhance the center store with additional products that can differentiate the department and give shoppers a reason to stop.

A plan-o-gram display system impact analysis conducted by a third-party research firm analyzed the impact of replacing traditional gondola shelving with Metro's Drop Mat Display Shelving for the salty snacks and salad dressing categories, and revealed that the Metro shelving offered 30 percent more holding capacity. This extra space translates to \$29,500 Incremental profit per store annually by replacing just 10 gondolas with Metro units.

In conclusion, the center store is under attack from multiple retail channels, yet this department is key to overall sales and profits. Effective display shelving systems can help grocers revitalize the center store by showcasing product more efficiently, more aesthetically, in more ways — with less labor. Metro's display shelving systems deliver all of this — and more. ■

For more information or to contact Metro visit www.metro.com/grocerysolutions



Grocers Speak

Debbie Dory, co-owner, Newport Avenue Market, Bend, Ore. and 2013 NGA Woman Retailer of the Year

"The DropMat quikSLOT shelves are amazing. They are so quick and easy to adjust that it makes resets easy. We use them in a variety of configurations throughout the store because they enable us to make the most of our space. In fact, I was so impressed with the versatility of the system, I now use them in all the storage areas of my home, too!

"We use the antimicrobial Metro shelving in all of the store's foodservice areas. Since the antimicrobial technology is embedded throughout the shelf material, it keeps its



germ-fighting properties even if it gets scratched by

foodservice equipment.

"Metro has a shelving application for every situation we come across. They do a great job."

Frank Lundquist, VP of store development, Harmon's Grocery, Salt Lake City, Utah

"The challenge we faced with our City Creek store was how to get 70,000-square feet [of product] into 50,000-square feet of space. Metro's DropMat Display Shelving System enabled us to achieve this goal. In the peanut butter category, for example, we were able to add two additional shelves' worth of product

for each section of shelving compared to the traditional sheet metal gondolas. We're merchandising more products in the same space.

"The shelving system also gave the store more storage space. We build our shelves higher here than in typical grocery stores, because we use the upper shelves to store product, as we have no back room space here. That makes re-stocking quick, which helps when we do promotions. Associates just have to move the products from the upper shelves to the display shelf.

"The system is very versatile. You can put them on casters for mobile merchandising, you can slant them to better display product, you can even cut them down and incorporate signage to better tell your story. The wire shelves showcase product beautifully." ■



Superior materials and design for every application.

Engineered for use and abuse.



qwikSLOT

“Add-a-Shelf, Remove-a-Shelf... Instantly”



Super Erecta

“The original wire storage and handling system”



Super Adjustable Super Erecta

“The easiest to adjust wire shelving system ever”

Robust Steel Corners · Reinforced Center Supports
Durable Finishes · Advanced Polymer Materials · Type 304 Stainless Steel
Easy-to-Adjust in Increments of 1” (25mm)

Strong to the Finish.

Shelving Finishes Guide



Wire & Solid


Type 304 Polished Stainless Steel

Addresses the most aggressive applications and environments. All-stainless solid and wire options exist for high temperature automated cart wash and autoclave applications.



Metroseal 3™ Epoxy

Corrosion resistant finish for wet or high humidity environments with a 12 year warranty against rust and corrosion. Microban antimicrobial is built into the finish to keep the product “cleaner between cleanings”.



Chrome Plating

The “real” nickel-chrome finish for dry, low humidity environments. Metro’s durable chrome finish includes a protective lacquer coat.



Brite

Economical, chromate finish for dry, low humidity environments. Metro’s Brite finish provides the look of chrome and includes a protective lacquer coat.



Standard Epoxy and Designer Finishes

A pleasing aesthetic and basic protection for dry environments.



Shelving Post Guide

Standard Stationary Post with adjustable leveling foot. Stainless models also feature a stainless leveling foot. Use Foot Plates for greater stability.

Standard Stem Caster Mobile Post accepts a Metro stem caster. Use these for the majority of standard duty transport and movable storage applications.

Cart Wash and Autoclave Applications

Swaged stainless post has a fastened aluminum post cap and is specifically designed to withstand high temperatures. See page 50 for part numbers.

Heavy Duty Transport

Staked post attaches to a dolly truck to address abusive transport applications. The reinforced connection between the base receptacle and post provides a more secure connection to the dolly truck. See page 52 for part numbers.



SUPER ERECTA® SHELVING SYSTEM



Wire Shelves — 10.01a 10.10a

Packaging: Wire shelves are priced individually and packaged no more than 4 per carton except 60" (1524mm) and 72" (1829mm) lengths and 30" (760mm) and 36" (914mm) widths, which are packaged no more than 2 per carton. Plastic sleeves and wedges are included with each shelf.

Width/Length (in.) (mm)	Approx. Pkd. Wt. (lbs.) (kg)	Cat. No. Super Erecta Brite	Cat. No. Chrome	Cat. No. Metroseal 3 with Microban®	Cat. No. Stainless
14x24 355x610	6 2.7	1424BR	1424NC	1424NK3	1424NS
14x30 355x760	7 3.2	1430BR	1430NC	1430NK3	1430NS
14x36 355x914	8 3.6	1436BR	1436NC	1436NK3	1436NS
14x42 355x1066	9½ 4.3	1442BR	1442NC	1442NK3	1442NS
14x48 355x1219	10½ 4.7	1448BR	1448NC	1448NK3	1448NS
14x60 355x1524	14 6.3	1460BR	1460NC	1460NK3	1460NS
14x72 355x1829	17 7.7	1472BR	1472NC	1472NK3	1472NS
18x18 457x457	6 2.7	N/A	1818NC	N/A	N/A
18x24 457x610	7 3.2	1824BR	1824NC	1824NK3	1824NS
18x30 457x760	8 3.6	1830BR	1830NC	1830NK3	1830NS
18x36 457x914	9½ 4.3	1836BR	1836NC	1836NK3	1836NS
18x42 457x1066	11 5.0	1842BR	1842NC	1842NK3	1842NS
18x48 457x1219	12 5.4	1848BR	1848NC	1848NK3	1848NS
18x54 457x1370	14½ 6.6	1854BR	1854NC	1854NK3	1854NS
18x60 457x1524	17 7.7	1860BR	1860NC	1860NK3	1860NS
18x72 457x1829	20 9.1	1872BR	1872NC	1872NK3	1872NS
21x24 530x610	8 3.6	2124BR	2124NC	2124NK3	2124NS
21x30 530x760	9 4.1	2130BR	2130NC	2130NK3	2130NS
21x36 530x914	11 5.0	2136BR	2136NC	2136NK3	2136NS
21x42 530x1066	12 5.4	2142BR	2142NC	2142NK3	2142NS
21x48 530x1219	14 6.4	2148BR	2148NC	2148NK3	2148NS
21x54 530x1370	16 7.3	2154BR	2154NC	2154NK3	2154NS
21x60 530x1524	18 8.2	2160BR	2160NC	2160NK3	2160NS
21x72 530x1829	24 10.9	2172BR	2172NC	2172NK3	2172NS
24x24 610x610	9 4.1	2424BR	2424NC	2424NK3	2424NS
24x30 610x760	11 5.0	2430BR	2430NC	2430NK3	2430NS
24x36 610x914	13 5.9	2436BR	2436NC	2436NK3	2436NS
24x42 610x1066	15 6.8	2442BR	2442NC	2442NK3	2442NS
24x48 610x1219	16 7.3	2448BR	2448NC	2448NK3	2448NS
24x54 610x1370	19 8.6	2454BR	2454NC	2454NK3	2454NS
24x60 610x1524	21 9.5	2460BR	2460NC	2460NK3	2460NS
24x72 610x1829	26 11.8	2472BR	2472NC	2472NK3	2472NS
30x36 760x914	15 6.8	3036BR	3036NC	3036NK3	3036NS
30x48 760x1219	21 9.5	3048BR	3048NC	3048NK3	3048NS
30x60 760x1524	26½ 11.8	3060BR	3060NC	3060NK3	3060NS
30x72 760x1829	31 14.0	3072BR	3072NC	3072NK3	3072NS
36x36 910x914	18 8.2	3636BR	3636NC	3636NK3	3636NS
36x48 910x1219	23 10.4	3648BR	3648NC	3648NK3	3648NS
36x60 910x1524	29 13.1	3660BR	3660NC	3660NK3	3660NS
36x72 910x1829	34½ 15.4	3672BR	3672NC	3672NK3	3672NS

Note: With 14" (355mm) shelving, foot plates must be used on freestanding units; on mobile units, maximum post height is 54" (1370mm). It is not recommended to use 14" (355mm) shelving with posts higher than 74" (1880mm).

Note: The actual length of the shelves is 1/8" (3.2mm) shorter than the nominal dimension shown. The actual depth of the shelves is 1/8" (3.2mm) greater than the nominal dimension shown.

Note: Metroseal 3 is not cart-washable.

Note: Super Erecta wire shelves up to 24" (610mm) deep and 48" (1219mm) long can hold up to 800 lbs. (363kg) per shelf evenly distributed. Shelves up to 24" deep and longer than 48" (1219mm) can hold up to 600 lbs. (272kg) per shelf evenly distributed.

Note: 30" and 36" (760 and 910mm) deep Super Erecta wire shelves up to 48" (1219mm) long can hold up to 600 lbs. (272kg) per shelf evenly distributed. 30" and 36" (760 and 910mm) deep Super Erecta wire shelves longer than 48" (1219mm) can hold up to 400 lbs. (182kg) per shelf evenly distributed.

SiteSelect™ Posts

— 10.01a 10.10a

Stationary Super Erecta® SiteSelect posts are fitted with adjustable leveling bolts to compensate for uneven surfaces. Mobile posts come without leveling bolt assembly to accommodate stem casters. Special length posts are available.†

STATIONARY						MOBILE			
Height* (in.) (mm)	Approx. Pkd. Wt. (lbs.) (kg)	Cat. No. Chrome	Cat. No. Metroseal 3 with Microban®	Cat. No. Stainless	Approx. Pkd. Wt. (lbs.) (kg)	Cat. No. Plated	Cat. No. Metroseal 3 with Microban®	Cat. No. Stainless	
7½	191	½ 0.3	7P	7PK3	1	0.5	13UP	13UPK3	13UPS
14½	370	1 0.5	13P	13PK3	1	0.5	13UP	13UPK3	13UPS
27½	699	1¾ 0.75	27P	27PK3	2	0.9	33UP	33UPK3	33UPS
34½	875	2 0.9	33P	33PK3	3	1.4	54UP	54UPK3	54UPS
54 ⁹ / ₁₆	1385	3 1.4	54P	54PK3	3	1.4	54UP	54UPK3	54UPS
62 ⁹ / ₁₆	1590	3½ 1.6	63P	63PK3	3½	1.6	63UP	63UPK3	63UPS
74 ⁵ / ₈	1895	4 1.8	74P	74PK3	4	1.8	74UP	74UPK3	74UPS
86 ⁵ / ₈	2200	5 2.3	86P	86PK3	4.5	2.0	86UP	86UPK3	86UPS
96 ⁵ / ₈	2454	5½ 2.5	***96P						

*Height includes leveling bolt and cap.

**Stainless stationary post includes stainless leveling bolt.

***96P should not be used on units less than 24" (610mm) deep. Consult Metro Engineering for alternate recommendations.

†**Note:** Special length posts are available, priced at next higher length plus a cutting charge. Post lengths to be specified as cut to a round number, ie: 74P cut to 69" (1753mm) . . . This will result in an overall post height with adjustment of 69³/₈" (1762mm) to 69⁵/₈" (1775mm).

These posts come without leveling bolt assembly to accommodate stem casters. Casters for mobile applications can be found on pages 50 & 51.

Indicates antimicrobial product.

Designer Color Shelving — 10.14


Available in a wide spectrum of colors that complement any decor.

Width/Length (in.) (mm)	Approx. Pkd. Wt. (lbs.) (kg)	STANDARD COLORS			DESIGNER COLORS			
		Cat. No. Black	Cat. No. White	Cat. No. Smoked Glass	Cat. No. Flame	Cat. No. Designer Colors*		
14x24	355x610	6	2.7	1424NBL	1424NW	1424N-DSG	1424NF	1424N-D
14x30	355x760	7	3.2	1430NBL	1430NW	1430N-DSG	1430NF	1430N-D
14x36	355x914	8	3.6	1436NBL	1436NW	1436N-DSG	1436NF	1436N-D
14x42	355x1066	9 1/2	4.3	1442NBL	1442NW	1442N-DSG	1442NF	1442N-D
14x48	355x1219	10 1/2	4.7	1448NBL	1448NW	1448N-DSG	1448NF	1448N-D
14x60	355x1524	14	6.3	1460NBL	1460NW	1460N-DSG	1460NF	1460N-D
14x72	355x1829	17	7.7	1472NBL	1472NW	1472N-DSG	1472NF	1472N-D
18x18	457x457	6	2.7	1818NBL	1818NW	1818N-DSG	1818NF	1818N-D
18x24	457x610	7	3.2	1824NBL	1824NW	1824N-DSG	1824NF	1824N-D
18x30	457x760	8	3.6	1830NBL	1830NW	1830N-DSG	1830NF	1830N-D
18x36	457x914	9 1/2	4.3	1836NBL	1836NW	1836N-DSG	1836NF	1836N-D
18x42	457x1066	11	5.0	1842NBL	1842NW	1842N-DSG	1842NF	1842N-D
18x48	457x1219	12	5.4	1848NBL	1848NW	1848N-DSG	1848NF	1848N-D
18x54	457x1370	14 1/2	6.6	1854NBL	1854NW	1854N-DSG	1854NF	1854N-D
18x60	457x1524	17	7.7	1860NBL	1860NW	1860N-DSG	1860NF	1860N-D
18x72	457x1829	20	9.1	1872NBL	1872NW	1872N-DSG	1872NF	1872N-D
21x24	530x610	8	3.6	2124NBL	2124NW	2124N-DSG	2124NF	2124N-D
21x30	530x760	9	4.1	2130NBL	2130NW	2130N-DSG	2130NF	2130N-D
21x36	530x914	11	5.0	2136NBL	2136NW	2136N-DSG	2136NF	2136N-D
21x42	530x1066	12	5.4	2142NBL	2142NW	2142N-DSG	2142NF	2142N-D
21x48	530x1219	14	6.4	2148NBL	2148NW	2148N-DSG	2148NF	2148N-D
21x54	530x1370	16	7.3	2154NBL	2154NW	2154N-DSG	2154NF	2154N-D
21x60	530x1524	18	8.2	2160NBL	2160NW	2160N-DSG	2160NF	2160N-D
21x72	530x1829	24	10.9	2172NBL	2172NW	2172N-DSG	2172NF	2172N-D
24x24	610x610	9	4.1	2424NBL	2424NW	2424N-DSG	2424NF	2424N-D
24x30	610x760	11	5.0	2430NBL	2430NW	2430N-DSG	2430NF	2430N-D
24x36	610x914	13	5.9	2436NBL	2436NW	2436N-DSG	2436NF	2436N-D
24x42	610x1066	15	6.8	2442NBL	2442NW	2442N-DSG	2442NF	2442N-D
24x48	610x1219	16	7.3	2448NBL	2448NW	2448N-DSG	2448NF	2448N-D
24x54	610x1370	19	8.6	2454NBL	2454NW	2454N-DSG	2454NF	2454N-D
24x60	610x1524	21	9.5	2460NBL	2460NW	2460N-DSG	2460NF	2460N-D
24x72	610x1829	26	11.8	2472NBL	2472NW	2472N-DSG	2472NF	2472N-D

Note: White epoxy Super Erecta shelves come with white split sleeves.
Note: All Black, Smoked Glass and Designer Super Erecta shelves come with black split sleeves.
Note: Black shelving is NSF listed. White, Smoked Glass, and Designer Colors are not NSF listed.

Posts — 10.14

Height* (in.) (mm)	Approx. Pkd. Wt. (lbs.) (kg)	STATIONARY					MOBILE (FOR STEM CASTERS)								
		Cat. No. Black	Cat. No. White	Cat. No. Smoked Glass	Cat. No. Flame	Cat. No. Designer Colors*	Cat. No. Black	Cat. No. White	Cat. No. Smoked Glass	Cat. No. Flame	Cat. No. Designer Colors*				
7 1/2	191	1/2	0.3	7PBL	7PW	7P-DSG	7PF	7P-D	—	—	—	—	—		
14 1/2	370	1	0.5	13PBL	13PW	13P-DSG	13PF	13P-D	—	—	—	—	—		
27 1/2	699	1 3/4	0.75	27PBL	27PW	27P-DSG	27PF	27P-D	1 3/4	0.75	27UPBL	27UPW	27UP-DSG	27UPF	27UP-D
34 1/2	875	2	0.9	33PBL	33PW	33P-DSG	33PF	33P-D	2	0.9	33UPBL	33UPW	33UP-DSG	33UPF	33UP-D
54 9/16	1385	3	1.4	54PBL	54PW	54P-DSG	54PF	54P-D	3	1.4	54UPBL	54UPW	54UP-DSG	54UPF	54UP-D
62 9/16	1590	3 1/2	1.6	63PBL	63PW	63P-DSG	63PF	63P-D	3 1/2	1.6	63UPBL	63UPW	63UP-DSG	63UPF	63UP-D
74 5/8	1895	4	1.8	74PBL	74PW	74P-DSG	74PF	74P-D	4	1.8	74UPBL	74UPW	74UP-DSG	74UPF	74UP-D
86 5/8	2200	5	2.3	86PBL	86PW	86P-DSG	86PF	86P-D	4.5	2.0	86UPBL	86UPW	86UP-DSG	86UPF	86UP-D



*For Designer Colors: BM, HG, CH, SH

*To order a Designer Color, add the appropriate color suffix to the desired catalog numbers above.

Example: 18" x 36" (457 x 914mm) Hunter Green Shelf = 1836N-DHG
 74" (1880mm) stationary Hunter Green Post = 74P-DHG.

Post Boots with *Microban®
Product Protection — **10.06**
Patent Pending.

Seals out moisture and protects the post from corrosion in areas where floors are mopped regularly. Easily slips over the bottom 5" (127mm) of a stationary post. Built-in Microban antimicrobial. Use with standard leveling bolt or foot plates. Bags of 4.
Cat. No. **9982GR-4**



Foot Plates — **10.06**


Use to bolt units to the floor, or when a broader, more stable foot is desired. Zinc. Cat. No. **9993Z**
List Price 12.90 each
Stainless Steel.
Cat. No. **9993S**



Black. Cat. No. **9993BL**

Glides — **10.06**

Smooth polymer cover fits over leveling bolt to protect floors.
Cat. No. **9991P**



Decorative Leveling Foot — **10.06**

Decorative alternative for post. Compensates for uneven surfaces.
Chrome. Cat. No. **HDFC**



Black. Cat. No. **HDFB**

Basket Shelf — **10.04**

3 1/2" (89mm) deep basket with 400 lb. (182kg) weight capacity. Ideal for containing and displaying smaller items.

(in.)	Size (mm)	Cat. No. Chrome	Cat. No. Black
14x36	355x914	—	DD3448A
14x48	355x1219	—	DD3448B
18x36	457x914	CC9744A	CC9744C
18x48	457x1219	CC9744	CC9744B

Post Clamps — **10.06**

Joins units together for maximum strength. Zinc-plated. Cat. No. **9994Z**
Black. Cat. No. **9994BL**



Aluminum Split Sleeves — **10.06**

For high temperature, over the road, or conductive applications. Zinc or stainless steel retainer rings available to secure shelf. One bag required per shelf; 4 pairs per bag.



	Cat. No.
Aluminum Split Sleeves with Zinc Rings	9986Z
Aluminum Split Sleeves with Stainless Rings	9986S

Replacement Plastic Split Sleeves — **10.06**

One bag required per shelf; 4 pairs per bag.



Black Split Sleeve White Split Sleeve

	Cat. No.
Black Plastic Split Sleeves	9985
White Plastic Split Sleeves	9985W

Note: White post caps and white split sleeves are standard with white designer shelving only.

Replacement Super Adjustable Kit

Package includes 4 wedges, 4 sleeves, and 4 corner releases.
Cat. No. **SAKITA2**



Basket Shelf
(Posts sold separately, see page 42)




*MICROBAN® and the MICROBAN® symbol are registered trademarks of the Microban Products Company, Huntersville, NC.

Accessories

Color Shelf Marker — 10.05

Color code for effective organization. Snaps securely to the front edge of Super Erecta and Super Adjustable 2™ Super Erecta Wire Shelving.

Shelf Marker Size		Color	Cat. No.	Shelf Marker Size		Color	Cat. No.
(in.)	(mm)			(in.)	(mm)		
6x1 1/4	152x32	Blue	CSM6-B	6x1 1/4	152x32	White	CSM6-W
6x1 1/4	152x32	Green	CSM6-G	6x1 1/4	152x32	Yellow	CSM6-Y
6x1 1/4	152x32	Red	CSM6-R	6x1 1/4	152x32	Gray	CSM6-GR
6x1 1/4	152x32	Tan	CSM6-T				



Color Shelf Markers



Label Holders

It's easy to identify shelf contents with these snap-on plastic holders, available in four styles and a variety of sizes. Labels not included.

1 1/4" (32mm) Label Holders — 10.05

Gray. Holds most commercial labels. Available in a variety of lengths.

Label Size		Fits Shelf Length		Cat. No.
(in.)	(mm)	(in.)	(mm)	
3x1 1/4	75x32	All		9990P
13x1 1/4	330x32	18	457	9990P1
19x1 1/4	480x32	24	610	9990P2
25x1 1/4	635x32	30	760	9990P30
31x1 1/4	725x32	36	914	9990P3
43x1 1/4	1090x32	48	1219	9990P4
55x1 1/4	1395x32	60	1520	9990P5

For Cantilever Shelves, use 3" (75mm) label holder only.



1 1/4" (32mm) Label Holder

Clear Label Holders — 10.05

Clear plastic allows decorator colors to show through. Holds most commercial 1 1/4" (32mm) labels.

Label Size		Fits Shelf Length		Cat. No.
(in.)	(mm)	(in.)	(mm)	
3x1 1/4	75x32	All		9990CL
13x1 1/4	330x32	18	457	9990CL1
19x1 1/4	480x32	24	610	9990CL2
25x1 1/4	635x32	30	760	9990CL30
31x1 1/4	725x32	36	914	9990CL3
43x1 1/4	1090x32	48	1219	9990CL4
55x1 1/4	1395x32	60	1520	9990CL5

For Cantilever Shelves, use 3" (75mm) label holder only.



Clear Label Holder

Slanted Label Holders — 10.05

Gray solid plastic holder puts 1 1/4" (32mm) labels on slant for easier viewing.

Label Size		Fits Shelf Length		Cat. No.
(in.)	(mm)	(in.)	(mm)	
3x1 1/4	75x32	All		9990SL
13x1 1/4	330x32	18	457	9990SL1
19x1 1/4	480x32	24	610	9990SL2
25x1 1/4	635x32	30	760	9990SL30
31x1 1/4	725x32	36	914	9990SL3
43x1 1/4	1090x32	48	1219	9990SL4
55x1 1/4	1395x32	60	1520	9990SL5

For Cantilever Shelves, use 3" (75mm) label holder only.



Slanted Label Holder

Accessories, *continued*

Shelf Dividers for Super Erecta Shelves —

Keep shelf contents orderly with these 8" (203mm) high, pressure-fit dividers.

Shelf Width (in.)	(mm)	Approx. Pkd. Wt.		Cat. No. Plated	Cat. No. Black	Cat. No. White	Cat. No. Smoked Glass	Cat. No. Metroseal 3 with Microban®	Cat. No. Stainless	Cat. No. Designer Colors
		(lbs.)	(kg)							
14	355	1.8	0.8	DD14C	DD14BL	DD14W	DD14-DSG	DD14K3	DD14S	DD14-D
18	457	2.25	1.0	DD18C	DD18BL	DD18W	DD18-DSG	DD18K3	DD18S	DD18-D
21	530	2.5	1.1	DD21C	DD21BL	DD21W	DD21-DSG	DD21K3	DD21S	DD21-D
24	610	2.75	1.3	DD24C	DD24BL	DD24W	DD24-DSG	DD24K3	DD24S	DD24-D
30	760	3.25	1.5	DD30C	DD30BL	DD30W	DD30-DSG		DD30S	
36	914	3.75	1.7	DD36C	DD36BL	DD36W	DD36-DSG		DD36S	




Shelf Divider for Super Erecta Shelves

es

Length (in.)	(mm)	Approx. Pkd. Wt.		Cat. No. Plated	Cat. No. Black	Cat. No. White	Cat. No. Smoked Glass	Cat. No. Stainless	Cat. No. Designer Colors
		(lbs.)	(kg)						
14	355	0.58	0.25	L14N-1C	L14N-1BL	L14N-1W	L14N-1-DSG	L14N-1S	L14N-1-D
18	457	0.75	0.33	L18N-1C	L18N-1BL	L18N-1W	L18N-1-DSG	L18N-1S	L18N-1-D
21	530	0.75	0.33	L21N-1C	L21N-1BL	L21N-1W	L21N-1-DSG	L21N-1S	L21N-1-D
24	610	1.0	0.45	L24N-1C	L24N-1BL	L24N-1W	L24N-1-DSG	L24N-1S	L24N-1-D
30	760	2.0	0.9	L30N-1C	L30N-1BL	L30N-1W	L30N-1-DSG	L30N-1S	L30N-1-D
36	914	2.5	1.13	L36N-1C	L36N-1BL	L36N-1W	L36N-1-DSG	L36N-1S	L36N-1-D
42	1066	2.75	1.25	L42N-1C	L42N-1BL	L42N-1W	L42N-1-DSG	L42N-1S	L42N-1-D
48	1219	3.5	1.58	L48N-1C	L48N-1BL	L48N-1W	L48N-1-DSG	L48N-1S	L48N-1-D
54	1370	4.4	1.65	L54N-1C	L54N-1BL	L54N-1W	L54N-1-DSG	L54N-1S	L54N-1-D
60	1524	3.75	1.68	L60N-1C	L60N-1BL	L60N-1W	L60N-1-DSG	L60N-1S	L60N-1-D
72	1828	4.0	1.81	L72N-1C	L72N-1BL	L72N-1W	L72N-1-DSG	L72N-1S	L72N-1-D

Note: Actual ledge length is approximately 1" (25mm) shorter than nominal shelf length/width.

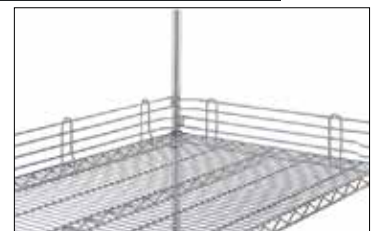


1" (25mm) Ledge

4" (100mm) High Stackable Ledges

Shelf Width (in.)	(mm)	Approx. Pkd. Wt.		Cat. No. Plated	Cat. No. Black	Cat. No. White	Cat. No. Smoked Glass	Cat. No. Metroseal 3 with Microban®	Cat. No. Stainless	Cat. No. Designer Colors
		(lbs.)	(kg)							
14	355	0.83	0.36	L14N-4C	L14N-4BL	L14N-4W	L14N-4-DSG	L14N-4K3	L14N-4S	L14N-4-D
18	457	1.5	0.68	L18N-4C	L18N-4BL	L18N-4W	L18N-4-DSG	L18N-4K3	L18N-4S	L18N-4-D
21	530	1.75	0.71	L21N-4C	L21N-4BL	L21N-4W	L21N-4-DSG	L21N-4K3	L21N-4S	L21N-4-D
24	610	2.0	0.9	L24N-4C	L24N-4BL	L24N-4W	L24N-4-DSG	L24N-4K3	L24N-4S	L24N-4-D
30	760	2.25	1.03	L30N-4C	L30N-4BL	L30N-4W	L30N-4-DSG	L30N-4K3	L30N-4S	L30N-4-D
36	914	2.75	1.25	L36N-4C	L36N-4BL	L36N-4W	L36N-4-DSG	L36N-4K3	L36N-4S	L36N-4-D
42	1066	3.25	1.48	L42N-4C	L42N-4BL	L42N-4W	L42N-4-DSG	L42N-4K3	L42N-4S	L42N-4-D
48	1219	3.75	1.68	L48N-4C	L48N-4BL	L48N-4W	L48N-4-DSG	L48N-4K3	L48N-4S	L48N-4-D
54	1370	3.8	1.73	L54N-4C	L54N-4BL	L54N-4W	L54N-4-DSG	L54N-4K3	L54N-4S	L54N-4-D
60	1524	4.0	1.81	L60N-4C	L60N-4BL	L60N-4W	L60N-4-DSG	L60N-4K3	L60N-4S	L60N-4-D
72	1828	5.0	2.25	L72N-4C	L72N-4BL	L72N-4W	L72N-4-DSG	L72N-4K3	L72N-4S	L72N-4-D

Note: Actual ledge length is approximately 1" (25mm) shorter than nominal shelf length/width.



4" (102mm) Ledge




Color Identification Tubes

Color Identification Tubes — 10.05

Provide color-coded organization to shelf contents. Tubes slip onto posts.

Length (in.)	(mm)	Diameter		Approx. Pkd. Wt.		Color	Cat. No.
		Inside (in.)	(mm)	Outside (in.)	(mm)		
8	200	1 ¹ / ₁₆	27	1 ³ / ₁₆	30	5 ⁵ / ₈ 2.5	Yellow CIT8Y
8	200	1 ¹ / ₁₆	27	1 ³ / ₁₆	30	5 ⁵ / ₈ 2.5	Flame CIT8F
8	200	1 ¹ / ₁₆	27	1 ³ / ₁₆	30	5 ⁵ / ₈ 2.5	Black CIT8BL
8	200	1 ¹ / ₁₆	27	1 ³ / ₁₆	30	5 ⁵ / ₈ 2.5	Gray CIT8G
8	200	1 ¹ / ₁₆	27	1 ³ / ₁₆	30	5 ⁵ / ₈ 2.5	White CIT8W

List
Price
Each



Snap-on Hooks

Snap-On Hooks — 10.05

Multi-purpose hooks in three styles attach to hanger rails, mounting rails or shelves for instant access.

Description	Height		Cat. No. Chrome	Cat. No. Black
	(in.)	(mm)		
Style A — Small	3 ⁷ / ₁₆	90	HK23C	HK23B
Style B — Large	3 ⁷ / ₁₆	90	HK25C	HK25B
Style C — Double	3 ⁷ / ₁₆	90	HK26C	

Tray Slides — 10.04

Free up shelves for more efficient use of space. Available in chrome and Metroseal 3 finish. 22³/₄" H. (578mm).

	Width		Overall Depth		Slide Profile		On Center Slide Spacing		Fits Shelf Width		Approx. Weight/Pair		Cat. No. Chrome	Cat. No. Metroseal 3 with Microban®
	(in.)	(mm)	(in.)	(mm)	(in.)	(mm)	(in.)	(mm)	(in.)	(mm)	(lbs.)	(kg)		
14 ⁵ / ₈	371	2 ¹ / ₄	56	1 ¹ / ₂	37	1 ¹ / ₂	37	18	457	9 ¹ / ₂	4.3	15SNC	15SNK3	
20	508	2 ¹ / ₄	56	1 ¹ / ₂	37	1 ¹ / ₂	37	24	610	11	5.0	20SNC	20SNK3	



Tray Slides

EAGLE 55

Pallet Jacks



E55-POLY 27X48

Fork Length: 48"

Fork Width: 27"

Load Capacity: 5500 Lbs

Lowered Height: 2.9"

Raised Height: 7.8"

Inside Fork Width: 6.5"

Weight: 180 Lbs

Steer Wheel: 7"

Polyurethane Load Wheel: 2.9" X 3.6"

Polyurethane Handle Fulcrum: 16.6"

E55-POLY 20.5X48

Fork Length: 48"

Fork Width: 20.5"

Load Capacity: 5500 Lbs

Lowered Height: 2.9"

Raised Height: 7.8"

Inside Fork Width: 6.5"

Weight: 180 Lbs

Steer Wheel: 7"

Polyurethane Load Wheel: 2.9" X 3.6"

Polyurethane Handle Fulcrum: 16.6"



Hydraulic pump is quality German design with a foot release pedal for ease of operation. The pump features a special lowering valve allowing a controlled rate of decent and an overload by-pass valve. The pump requires 10 strokes to raise the forks to the maximum lift.



The control handle features three positions (raise, neutral, and lower), fingertip control, ergonomically designed and free of pinch points. The handle features reinforced base, the spring loaded handle returns to the upright position automatically.



Load rollers feature 2.9" polyurethane load rollers with sealed bearings. Adjustable push rods allow for individual adjustment capability of either fork height. The one-piece hangers are constructed of steel for greater strength and longevity. Features helper rollers for ease of entry and exit of pallets. The Eagle55 features grease fittings and bushings at all pivot points for easy maintenance and longevity.

Shelving and Shopping Cart Casters

Metro Stem Casters

wheel diameter (inches)	tread width (inches)	overall height (inches)	bearing type	dynamic load (pounds)	swivel or rigid	part number
5	1-1/4	6-3/32	delrin	300	swivel	02XB05031S011
5	1-1/4	6-3/32	delrin	300	swivel	02XB05031S012
6	1-1/4	7-1/16	delrin	300	swivel	6-S34-314G
6	1-1/4	7-1/16	delrin	300	swivel	6-S34-314G w/ brake

Shopping Cart Casters

wheel diameter (inches)	tread width (inches)	overall height (inches)	bearing type	dynamic load (pounds)	swivel or rigid	part number
5	1-1/4	5-7/8	precision ball	250	swivel	GAR-5-203A
5	1-1/4	5-7/8	precision ball	250	swivel	77679E



Light Medium Duty

Capacity ratings are up to 350lb per caster.

One of our most popular types of plate casters are the light-medium duty 1-1/4" wide wheel casters. They are available in a wide variety of wheel diameters and wheel types to accommodate your specific needs.

They come with a standard zinc plated caster housing, two rows of ball bearings in the swivel section and all swivels are available with a brake option. The swivel casters come standard with a zinc plated dust shield that helps to protect the swivel section where the ball bearings are housed from debris and dust for longer life of the caster. Some wheel types also come with a full or partial thread guard on each side of the wheel to reduce debris from wrapping around the axle or entering the bearings in the wheel.

Product will usually ship within 24-48 hours, depending on quantity.

Wheel Options



Hard Rubber



High Temp



Phenolic



Polyolefin



Polyurethane, black



Polyurethane, blue



Polyurethane, red



Soft Rubber



Solid Polyurethane



Steel



Steel V-Groove



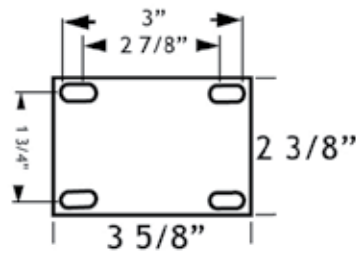
ThermoPro Rubber



Overall Top Plate Size:
2-3/8" x 3-5/8"

Bolt Hole Pattern:
1-3/4" x 2-7/8" slotted to 3"

Mounting Hole Size:
5/16"
(bolt not included)



Wheel Diameter (Inches)	Tread Width (Inches)	Mounting Height (Inches)	Tread Type	Bearing Type	Dynamic Load (Pounds)	Swivel Top Plate Model Number	Rigid Top Plate Model Number
3"	1-1/4"	4-1/8"	Hard Rubber	Plain Bore	275	12268	12339
			High Temp	Metal Sleeve	350	12262	12236
			Phenolic	Metal Sleeve	350	12276	12343
			Polyolefin	Plain Bore	250	12285	12347
			Polyurethane, black	Ball Bearing	250	15365	15376
			Polyurethane, blue	Ball Bearing	250	15369	15380
			Polyurethane, red	Ball Bearing	250	12293	12351
			Soft Rubber	Plain Bore	175	12307	12358
			Solid Polyurethane	Plain Bore	300	15362	15373
			Steel	Plain Bore	300	12315	12362
			Steel V-Groove	Plain Bore	300	15424	15425
			Thermo-Pro Rubber	Ball Bearing	210	12321	12365
			3-1/2"	1-1/4"	4-5/8"	Hard Rubber	Plain Bore
Phenolic	Metal Sleeve	350				12278	12344
Polyurethane, black	Ball Bearing	250				15366	15377
Polyurethane, blue	Ball Bearing	250				15370	15382
Polyurethane, red	Ball Bearing	250				12297	12353
Soft Rubber	Plain Bore	200				12309	12359
Thermo-Pro Rubber	Ball Bearing	230				12327	12368
4"	1-1/4"	5-1/8"	Hard Rubber	Plain Bore	300	12272	12341
			High Temp	Metal Sleeve	350	12264	12337
			Phenolic	Metal Sleeve	350	12280	12345
			Polyolefin	Plain Bore	300	12287	12348
			Polyurethane, black	Ball Bearing	300	15367	15378
			Polyurethane, blue	Ball Bearing	300	15371	15383
			Polyurethane, red	Ball Bearing	300	12301	12355
			Soft Rubber	Plain Bore	220	12311	12360
			Solid Polyurethane	Plain Bore	350	15363	15374
			Steel	Plain Bore	300	12317	12363
			Thermo-Pro Rubber	Ball Bearing	250	12331	12370
5"	1-1/4"	6-1/8"	Hard Rubber	Plain Bore	325	12274	12342
			High Temp	Metal Sleeve	350	12266	12338
			Phenolic	Metal Sleeve	350	12282	12346
			Polyolefin	Plain Bore	350	12289	12349
			Polyurethane, black	Ball Bearing	300	15368	15379
			Polyurethane, blue	Ball Bearing	300	15372	15384
			Polyurethane, red	Ball Bearing	300	12305	12357
			Soft Rubber	Plain Bore	250	12313	12361
			Solid Polyurethane	Plain Bore	350	15364	15375
			Steel	Plain Bore	350	12319	12364
			Thermo-Pro Rubber	Ball Bearing	300	12335	12372

Brakes available on all swivel models.

Please call or email to order brake options.



Cam Brake (C)



Tech Lock Pedal Brake (H)

Common Applications:

- Material Handling Carts
- Food Service
- Food Processing Equipment
- Institutional Equipment
- Laboratory Equipment
- Moving Dollies
- Stock Trucks
- Store Fixtures
- Retail Displays

Medium Duty

The Caster Guy's most popular line up of 2" wide rigid and swivel casters. They are available in a wide variety of wheel materials as well as wheel diameters from 3-1/4" up to 8". Capacities range from 350lb per caster up to 1250lb per caster.

Product will usually ship within 24-48 hours, depending on quantity.



Brakes available on all swivel models

Wheel Options



Cast Iron



Phenolic



Polyurethane on Aluminum



Polyurethane on Iron



Polyurethane on Polyolefin



Rubber on Iron



Solid Polyurethane, blue



Solid Polyurethane, gray



Steel V-Groove



ThermoPro Rubber, flat tread

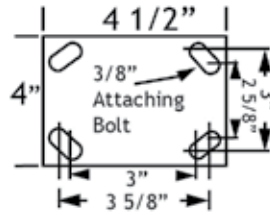


ThermoPro Rubber, round tread

Overall Top Plate Size:
4" x 4-1/2"

Bolt Hole Pattern:
2-5/8" x 3-5/8" slotted to 3" x 3"

Mounting Hole Size:
3/8"
(bolt not included)



Wheel Diameter (Inches)	Tread Width (Inches)	Mounting Height (Inches)	Tread Type	Bearing Type	Dynamic Load (Pounds)	Swivel Top Plate Model Number	Rigid Top Plate Model Number
3-1/4"	2"	4-1/4"	Cast Iron	Roller	700	14167	14166
			Phenolic	Roller	700	14164	14163
			Polyurethane on Iron	Roller	600	14154	14153
4"	2"	5-5/8"	Cast Iron	Roller	800	14190	14189
			Phenolic	Roller	800	14184	14183
			Polyurethane on Aluminum	Roller	800	14848	14856
			Polyurethane on Iron	Roller	800	14187	14186
			Polyurethane on Polyolefin	Roller	600	14157	14156
			Rubber on Iron	Roller	400	14142	14141
			Solid Polyurethane, blue	Roller	750	14176	14175
			Solid Polyurethane, gray	Roller	1000	14835	14844
			Steel V-Groove	Roller	600	14161	14159
			ThermoPro Rubber, flat tread	Roller	350	14353	14352
			ThermoPro Rubber, round tread	Roller	350	14365	14364
5"	2"	6-1/2"	Cast Iron	Roller	1000	14214	14213
			Phenolic	Roller	1000	14211	14210
			Polyurethane on Aluminum	Roller	900	14850	14857
			Polyurethane on Iron	Roller	1100	14233	14232
			Polyurethane on Polyolefin	Roller	750	14181	14180
			Rubber on Iron	Roller	400	14145	14144
			Solid Polyurethane, blue	Roller	800	14193	14192
			Solid Polyurethane, gray	Roller	1250	14837	14845
			Steel V-Groove	Roller	900	14208	14207
			ThermoPro Rubber, flat tread	Roller	350	14356	14355
			ThermoPro Rubber, round tread	Roller	350	14368	14367
6"	2"	7-1/2"	Cast Iron	Roller	1200	14242	14241
			Phenolic	Roller	1200	14236	14235
			Polyurethane on Aluminum	Roller	1200	14853	14858
			Polyurethane on Iron	Roller	1200	14239	14238
			Polyurethane on Polyolefin	Roller	900	14205	14204
			Rubber on Iron	Roller	550	14148	14147
			Solid Polyurethane, blue	Roller	900	14202	14201
			Solid Polyurethane, gray	Roller	1250	14839	14846
			Steel V-Groove	Roller	1000	14224	14222
			ThermoPro Rubber, flat tread	Roller	500	14359	14358
			ThermoPro Rubber, round tread	Roller	500	14371	14370
8"	2"	9-1/2"	Cast Iron	Roller	1250	14251	14250
			Phenolic	Roller	1250	14260	14259
			Polyurethane on Aluminum	Roller	1250	14854	14859
			Polyurethane on Iron	Roller	1250	14248	14247
			Polyurethane on Polyolefin	Roller	1000	14220	14219
			Rubber on Iron	Roller	600	14151	14150
			Solid Polyurethane, blue	Roller	1000	14217	14216
			Solid Polyurethane, gray	Roller	1250	14841	14847
			Steel V-Groove	Roller	1200	14245	14244
			ThermoPro Rubber, flat tread	Roller	600	14362	14361
			ThermoPro Rubber, round tread	Roller	600	14374	14373



Swivel Locks available
14872 (for 3-1/4" wheels)
14783 (for 4"-8" wheels)

Common Applications:

- Dollies
- Waste Disposal Trucks
- Warehouse trucks
- Floor Trucks
- Shop Carts

Platform Trucks

platform size (inches)	load capacity (pounds)	deck	casters	handle	part number
24 x 48	2000	hard wood, smooth	6" x 2", performa rubber	U-shape handle	31-005-012-5.6.459.2.MN01
24 x 48	2000	hard wood, smooth	8" x 2", rubber on cast iron	U-shape handle	31-005-095-G
30 x 60	2000	hard wood, smooth	8" x 2" phenolic	U-shape handle	31-003-098W/5.8.339BMP-MN01
30 x 60	2000	hard wood, smooth	8" x 2" poly on iron	U-shape handle	31-005-15 W/5-8-949.7-2 HAND-G
24 x 48	3000	aluminum, smooth	not included	single loop, removable	PTF-2448S-150-650
30 x 60	1500	aluminum, carpeted	soft rubber	U-shape handle	PT-3060-150-850
36 x 48	2000	aluminum, smooth	performa rubber	single loop, removable	PTF-3648S-150-850



Privacy

The Caster Guy does not share your information with anyone. We are dedicated to your privacy. We do from time to time use tools to analyze our customer's movement within our site to maximize our advertising efforts.

Warranty

The Caster Guy products are warranted against material defects as well as workmanship for 1 year from the original date of purchase unless the product has been abused, modified, not properly installed or used in an environment it is not intended for.

Approval must be given from The Caster Guy prior to the return of any product for warranty claims. You are responsible for all shipping charges to return the product to The Caster Guy.

If it is determined that the product is to be covered under our warranty, we reserve the right to replace the product with an equal or greater value product in place of issuing a credit. If we are replacing the product, we will pay for normal ground transportation shipping charges to the original ship to location of your order. In either event, replacement or refund of a covered warranty product, we are not responsible for shipping charges to return the product to The Caster Guy.

If the product is deemed not covered by our warranty, we will at your request, return the product to a destination you choose at your expense.

Taxes

All applicable state and local taxes will be added to your order if you live in one of the following states:

- Colorado
- Iowa
- Minnesota
- Oklahoma
- Wisconsin

Returns

The Caster Guy has a 20% restocking fee for all returned goods. Please contact us if you wish to make a return. The customer is responsible for all returned shipping charges.

Exchanges

The Caster Guy policy regarding exchanges is as follows.

We will waive the 20% restocking fee if you are returning the product you ordered in error and reordering the correct product. You are responsible for all shipping charges incurred.

Payment Terms

You have two options for payment of products purchased from The Caster Guy.

Prepayment

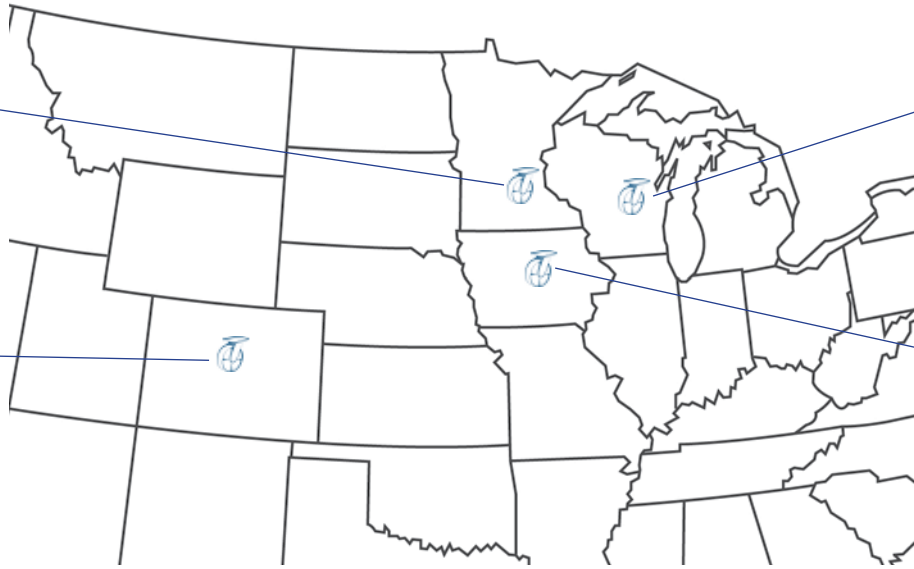
This is done by creating a log in on our site and using your PayPal account or our secure credit card option.

Terms

You may complete and submit our credit application for approval. Please email or fax your completed application for credit along with your tax exempt certificate, if applicable, and send to The Caster Guy by email at sales@thecasterguy.com, or you may fax it to 920-432-8065. This process takes 1-2 business days to complete. You will be contacted by one of our members with the results of your credit request. Please contact us if it has been more than 2 business days since you submitted your application and you have not been contacted by someone from The Caster Guy. Please keep in mind our hours are Monday-Friday 8AM-5PM C.S.T. and only days we are open for business are counted as days processing your application. If approved, your account will be set up on Net-30 terms. This means you will have 30 days from the date of our invoice to fully pay your balance. All accounts whose balance is unpaid for 30 days from the original invoice dates will be placed on credit hold and no further purchases will be permitted until the past due balance is paid in full.

Garland's Inc.
2501 26th Ave S
Minneapolis, MN 55406
612.333.3469
800.809.7888
Headquarters

Garland's Inc.
4900 East 39th Ave
Denver, CO 80207
303.388.1276
877.388.1276



The Caster Guy &
Garland's Inc.
1450 Radisson St
Green Bay, WI 54302
920.432.2928
800.472.2118

Garland's Inc.
1335 NE 50th Ave
Des Moines, IA 50313
515.244.7276
800.728.3866

Over 5000 manufacturers within your reach – Call us for all your material handling needs



Bulk Bins



Pallet Jacks



Drum Cradles



Carts



Machine Movers



Rubbermaid



Tilt Trucks



1450 Radisson St | Green Bay, WI 54302
Toll free: 800.472.2118 | Phone: 920.432.2928 | Fax: 920.432.8065
www.thecasterguy.com